

**MEM Deck valve clockwise closing cold - Brushed Dark Platinum**

MEM

20 000 782

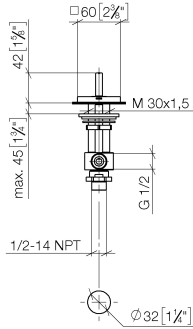


- hole diameter 32 mm
- rosette 60 x 60 mm
- with cold marking
- WRAS 2103001

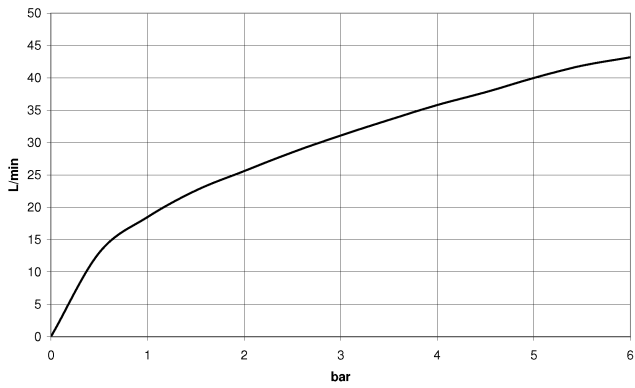
	Brushed Dark Platinum	20 000 782-99
	Chrome	20 000 782-00
	Brushed Platinum	20 000 782-06
	Platinum	20 000 782-08
	Dark Chrome	20 000 782-19
	Brushed Durabronze (23kt Gold)	20 000 782-28
	Brushed Champagne (22kt Gold)	20 000 782-46
	Champagne (22kt Gold)	20 000 782-47

20 000 782

mm [inches]



**Flow rate chart**



**Codes & Standards**

ASME A112.18.1

cUPC

Scottish Water  
Byelaws

UK Water Supply  
Regulations



## MEM Deck valve clockwise closing cold - Brushed Dark Platinum

---

MEM

20 000 782

### Certificates

---

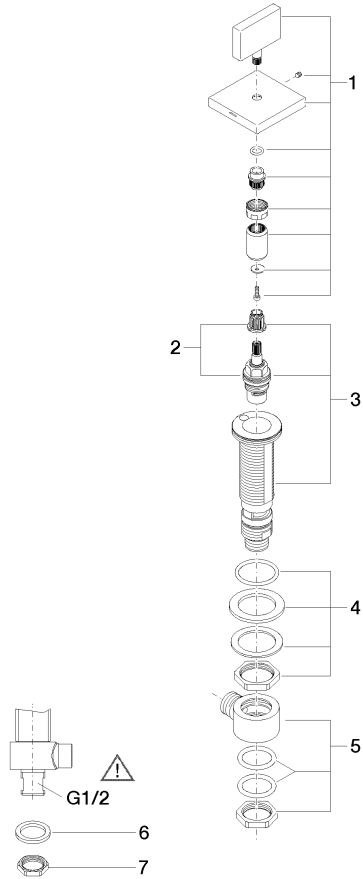
IAPMO\_4976

WRAS\_2103

20 000 782

**Product version from 3/10/2014**

Parts for other finishes can be found here: Chrome





MEM Deck valve clockwise closing cold - Brushed Dark Platinum

MEM

20 000 782

**Spare parts list**

**Product version from 3/10/2014**

No.	Item Number	Name	Quantity used	Delivery time
	90 20 78 002 04-99	handle ( cold )	7	30