

## TARA Showerpipe with shower mixer without hand shower 300 mm - Champagne (22kt Gold)

TARA

26 622 892 Product version from 4/1/2024



### Rain shower:

- rain shower Ø 300 mm
- overhead shower: rain flow
- max. rainshower flow 14 l/min
- Function from: 10 l/min

### hand shower:

### Control element:













- rotary diverter for fixed-riser shower/hand shower
- 1500 mm metal shower hose

### Technical data:

- shower with fixed riser projection 420mm
- height of fittings up to rain shower (bottom edge) 850mm
- height of fittings up to top edge of elbow 1167mm
- rosette for shower holder Ø 55mm
- rosette for wall mounting Ø 57mm
- rosette for shower mixer Ø 65mm
- Pipe diameter 20 mm
- gauge 150 mm - 13 mm
- 1/2" connection

### Notes:

This article does not include a hand shower!  
Intrinsic protection against back flow.

	Champagne (22kt Gold)	26 622 892-47
	Chrome	26 622 892-00
	Brushed Platinum	26 622 892-06
	Platinum	26 622 892-08
	Dark Chrome	26 622 892-19
	Brushed Durabronze (23kt Gold)	26 622 892-28
	Matte Black	26 622 892-33
	Brushed Dark Brass	26 622 892-39
	Brushed Bronze	26 622 892-42
	Brushed Champagne (22kt Gold)	26 622 892-46
	Brushed Chrome	26 622 892-93
	Brushed Dark Platinum	26 622 892-99

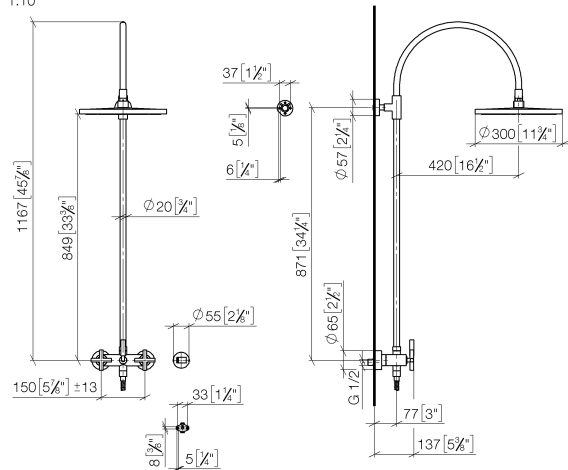
# TARA Showerpipe with shower mixer without hand shower 300 mm - Champagne (22kt Gold)

TARA

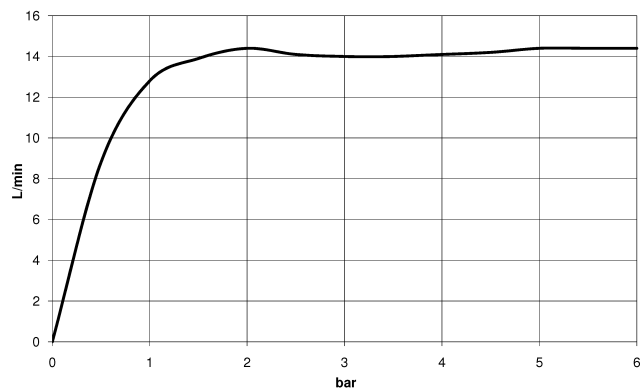
26 622 892 Product version from 4/1/2024

mm [inches]

1.10



## Flow rate chart



## Codes & Standards

DIN 4109

EN 1717

ISO 3822

Ü-Zeichen



## TARA Showerpipe with shower mixer without hand shower 300 mm - Champagne (22kt Gold)

---

TARA

26 622 892 Product version from 4/1/2024

Certificates and sustainability

---

Belgaqua\_24-004-2 LGA\_38

