



## Hand shower - Soft Black



---

28 018 832



- three settings: normal flow, soft flow, massage flow
- with anti-scale system
- spray head Ø 100mm
- 1/2" connection
- max. flow 7.6 l/min
- WRAS 2210003
- This product can help a building meet the requirements of Green Building Rating Systems, e.g. LEED®, BREEAM®, DGNB

Intrinsic protection against back flow.

	Soft Black	28 018 832-69
	Chrome	28 018 832-00

---



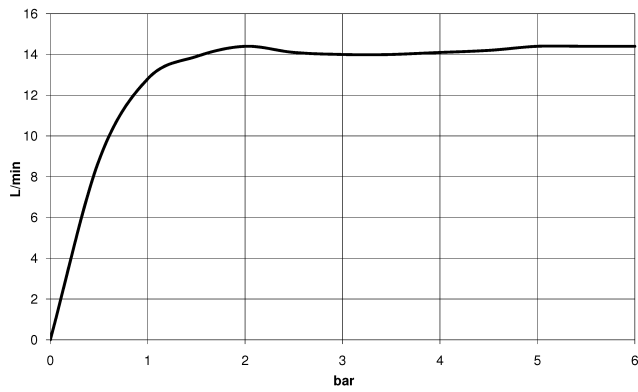
## Hand shower - Soft Black

---

28 018 832

### Flow rate chart

---



### Codes & Standards

---

DIN 4109

ISO 3822

Scottish Water  
Byelaws

UK Water Supply  
Regulations

Ü-Zeichen



## Hand shower - Soft Black

---

28 018 832

### Certificates

---

WRAS\_2210

LGA\_29



## Hand shower - Soft Black

---

28 018 832



## Hand shower - Soft Black

---

28 018 832

### **Spare parts list**