


MADISON Wall elbow - Durabrass (23kt Gold)
MADISON

28 450 370
Product version up to 7/6/2018



- 1/2" shower outlet
 - rosette Ø 60 mm
 - 1/2" connection
 - WRAS

Intrinsic protection against back flow.

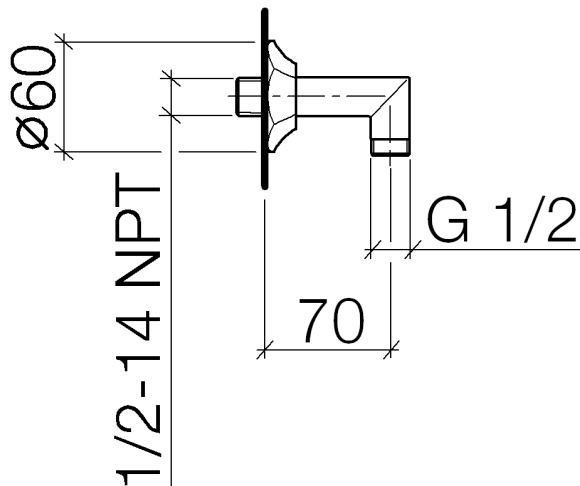
| | | |
|---|-------------------------------|--------------------|
|  | Durabrass (23kt Gold) | 28 450 370-09 |
|  | Chrome | 28 450 370-00 |
| | Chrome | 28 450 370-00 0010 |
|  | Brushed Platinum | 28 450 370-06 |
| | Brushed Platinum | 28 450 370-06 0010 |
|  | Platinum | 28 450 370-08 |
| | Platinum | 28 450 370-08 0010 |
| | Durabrass (23kt Gold) | 28 450 370-09 0010 |
|  | Brushed Durabrass (23kt Gold) | 28 450 370-28 |
| | Brushed Durabrass (23kt Gold) | 28 450 370-28 0010 |
|  | Brushed Dark Brass | 28 450 370-39 |
|  | Brushed Dark Platinum | 28 450 370-99 |
| | Brushed Dark Platinum | 28 450 370-99 0010 |

Recommended miscellaneous



- Concealed wall elbow -
35 085 970 90

 - min. recess depth 90 mm
 - max. recess depth 163 mm



Flow rate chart



Codes & Standards

EN 1717

Scottish Water
Byelaws

UK Water Supply
Regulations



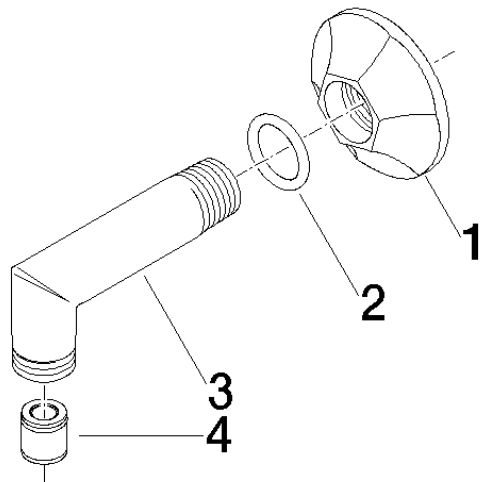
MADISON Wall elbow - Durabrass (23kt Gold)

MADISON

28 450 370 Product version up to 7/6/2018

Certificates and sustainability

Belgaqua_21-381-2 WRAS_240502



Spare parts list

| No. | Item Number | Name | Quantity used | Delivery time |
|-----|--------------------|---------------------|---------------|---------------|
| 1 | 09 27 37 003-09 | rosette | 1.00 | 40 |
| 3 | 09 11 03 021-09 | connection | 1.00 | 40 |
| 4 | 90 23 01 040 00 90 | back-flow preventer | 1.00 | 2 |
| 2 | 90 14 10 026 00 90 | seal | 1.00 | 2 |