








MEM Bath spout without diverter for free-standing assembly - Brushed Platinum

MEM

13 672 780



- 280mm projection
- cascade
- total height 830 - 900 mm
- height up to aerator 665 – 735 mm
- push-on rosette 130 x 130 mm
- max. flow 47.8 l/min at 3 bar flow pressure
- WRAS 2005008

	Brushed Platinum	13 672 780-06
	Chrome	13 672 780-00
	Platinum	13 672 780-08
	Dark Chrome	13 672 780-19
	Brushed Durabronze (23kt Gold)	13 672 780-28
	Brushed Champagne (22kt Gold)	13 672 780-46
	Champagne (22kt Gold)	13 672 780-47

Required miscellaneous

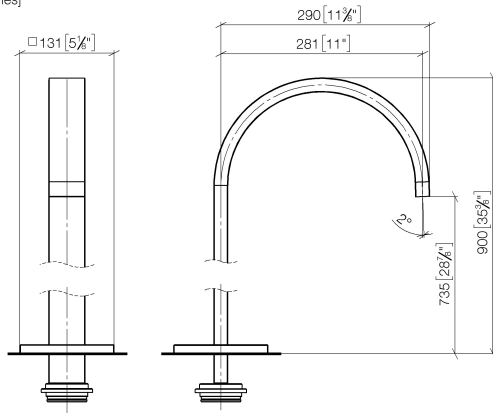


- Concealed floor mounting -**
- max. recess depth 150 mm
 - min. recess depth 80 mm

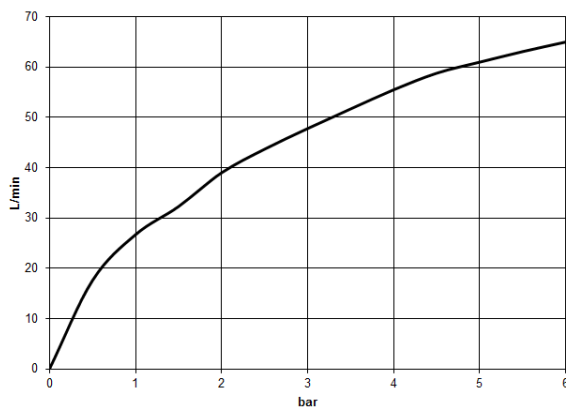
35 945 970 90

13 672 780

mm [inches]



Flow rate chart



Codes & Standards

ASME A112.18.1

cUPC

DIN 4109

ISO 3822

Scottish Water
Byelaws

UK Water Supply
Regulations

Ü-Zeichen



MEM Bath spout without diverter for free-standing assembly - Brushed Platinum

MEM

13 672 780

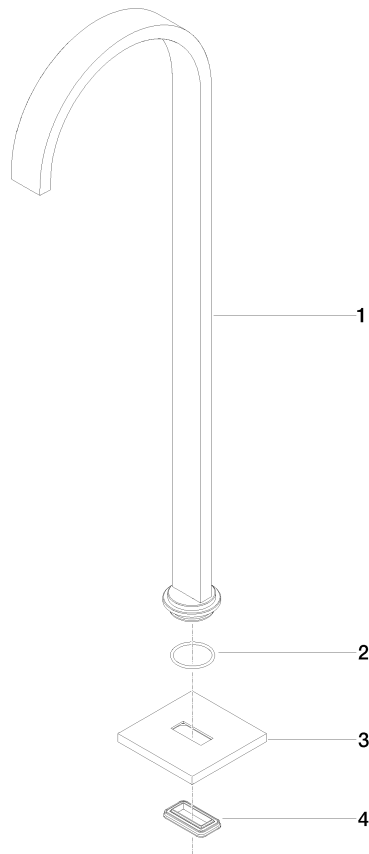
Certificates

WRAS_2005

LGA_18

IAPMO_4976

Product version from 9/30/2005





MEM Bath spout without diverter for free-standing assembly - Brushed Platinum

MEM

13 672 780

Spare parts list

Product version from 9/30/2005

No.	Item Number	Name	Quantity used	Delivery time
	04 28 22 183 00-06	spout	4	60