








MEM Bath spout without diverter for free-standing assembly - Dark Chrome

MEM

13 672 780

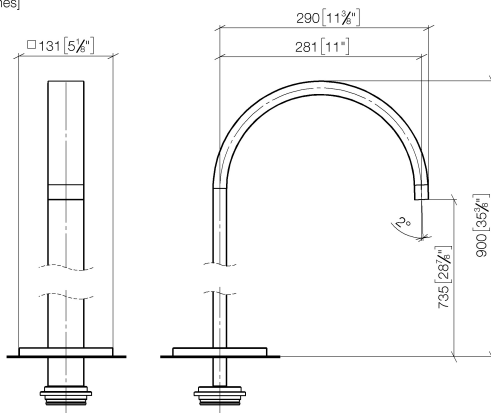


- 280mm projection
- cascade
- total height 830 - 900 mm
- height up to aerator 665 – 735 mm
- push-on rosette 130 x 130 mm
- max. flow 47.8 l/min at 3 bar flow pressure
- WRAS

| | | |
|---|-------------------------------------|---------------|
|  | Dark Chrome | 13 672 780-19 |
|  | Chrome | 13 672 780-00 |
|  | Brushed Platinum | 13 672 780-06 |
|  | Platinum | 13 672 780-08 |
|  | Brushed Durabronze (23kt Gold) | 13 672 780-28 |
|  | Brushed Champagne (22kt Gold) | 13 672 780-46 |
|  | Champagne (22kt Gold) | 13 672 780-47 |

13 672 780

mm [inches]



Flow rate chart



Codes & Standards

| | | | |
|------------------------|-----------------------------|-----------|----------|
| ASME A112.18.1 | cUPC | DIN 4109 | ISO 3822 |
| Scottish Water Byelaws | UK Water Supply Regulations | Ü-Zeichen | |



MEM Bath spout without diverter for free-standing assembly - Dark Chrome

MEM

13 672 780

Certificates and sustainability

| | | |
|------------|--------|-------------|
| IAPMO_4976 | LGA_18 | WRAS_250602 |
|------------|--------|-------------|

MEM Bath spout without diverter for free-standing assembly - Dark Chrome

MEM

13 672 780

Parts for other
finishes can be found
here: [Chrome](#)

