








CL.1 Deck-mounted basin spout without pop-up waste - Brushed Champagne (22kt Gold)

CL.1

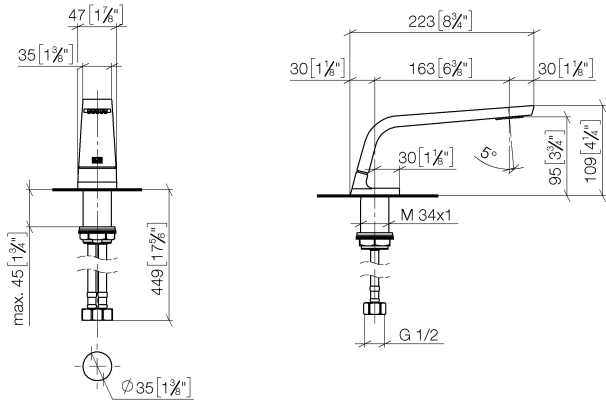
	13 714 705	Product version from 6/15/2021	
		<ul style="list-style-type: none"> • 160mm projection • fixed spout • rectangular spray pattern with 40 individual jets • height of mixer 108 mm • height up to aerator 94 mm • hole diameter 35 mm • 2x screw-in M 10 x 1 pressure hose, leak-tested • 1/2" connection • max. flow 4 l/min • lead-free • This product can help a building meet the requirements of Green Building Rating Systems, e.g. LEED®, BREEAM®, DGNB • WRAS 	<div>  Brushed Champagne (22kt Gold) </div> <div>13 714 705-46</div>
			<div>  Chrome </div> <div>13 714 705-00</div>
			<div>  Brushed Platinum </div> <div>13 714 705-06</div>
			<div>  Dark Chrome </div> <div>13 714 705-19</div>
			<div>  Champagne (22kt Gold) </div> <div>13 714 705-47</div>
			<div>  Brushed Dark Platinum </div> <div>13 714 705-99</div>



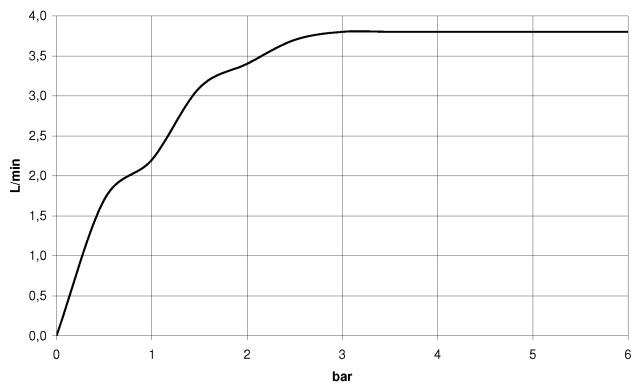
CL.1 Deck-mounted basin spout without pop-up waste - Brushed Champagne
(22kt Gold)

CL.1

13 714 705 Product version from 6/15/2021
mm [inches]



Flow rate chart



Codes & Standards

ASME A112.18.1	cUPC	EPA WaterSense	Executive Order no. 1007
NSF372	NSF61	WaterSense	



CL.1 Deck-mounted basin spout without pop-up waste - Brushed Champagne
(22kt Gold)

CL.1

13 714 705 Product version from 6/15/2021

Certificates and sustainability

GDV_0400	IAPMO_N-4	IAPMO_4976	IAPMO_8834	IAPMO_6
----------	-----------	------------	------------	---------

CL.1 Deck-mounted basin spout without pop-up waste - Brushed Champagne (22kt Gold)

CL.1

13 714 705 Product version from 6/15/2021

Parts for other
finishes can be found
here: [Chrome](#)

