







CL.1 Deck-mounted basin spout without pop-up waste - Champagne (22kt Gold)

CL.1

13 717 705 Product version from 7/1/2021



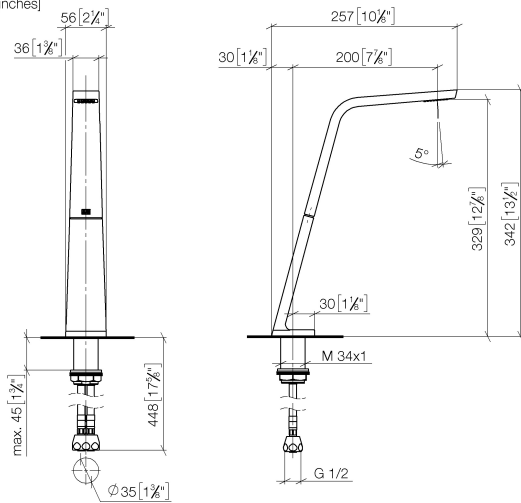
- 200mm projection
- fixed spout
- rectangular spray pattern with 40 individual jets
- height of mixer 343 mm
- height up to aerator 329 mm
- hole diameter 35 mm
- max. flow 4 l/min
- 1/2" connection
- 2x screw-in M 10 x 1 pressure hose, leak-tested
- lead-free
- This product can help a building meet the requirements of Green Building Rating Systems, e.g. LEED®, BREEAM®, DGNB
- WRAS

| | | |
|---|-------------------------------|---------------|
|  | Champagne (22kt Gold) | 13 717 705-47 |
|  | Chrome | 13 717 705-00 |
|  | Brushed Platinum | 13 717 705-06 |
|  | Dark Chrome | 13 717 705-19 |
|  | Brushed Champagne (22kt Gold) | 13 717 705-46 |
|  | Brushed Dark Platinum | 13 717 705-99 |

CL.1 Deck-mounted basin spout without pop-up waste - Champagne (22kt Gold)

CL.1

13 717 705 Product version from 7/1/2021
mm [inches]



Flow rate chart



Codes & Standards

| | | | |
|----------------|-------|----------------|-----------------------------|
| ASME A112.18.1 | cUPC | EPA WaterSense | Executive Order no. 1007 |
| NSF372 | NSF61 | WaterSense | |





CL.1 Deck-mounted basin spout without pop-up waste - Champagne (22kt Gold)

CL.1

13 717 705 Product version from 7/1/2021

Certificates and sustainability

| | | | | |
|----------|-----------|------------|---------|--------------|
| GDV_0400 | IAPMO_N-4 | IAPMO_8834 | IAPMO_6 | IAPMO_4976 (|
|----------|-----------|------------|---------|--------------|

CL.1 Deck-mounted basin spout without pop-up waste - Champagne (22kt Gold)

CL.1

13 717 705 Product version from 7/1/2021

Parts for other
finishes can be found
here: [Chrome](#)

