

## MADISON Bath spout for wall mounting - Chrome

---

13 801 380 Product version from 7/31/2009

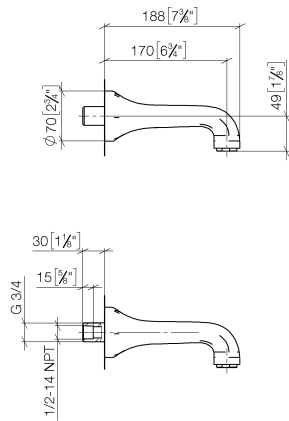


- 170mm projection
- circular normal flow
- hole diameter 37 mm
- 3/4" connection
- max. flow 22 l/min at 3 bar flow pressure
- WRAS

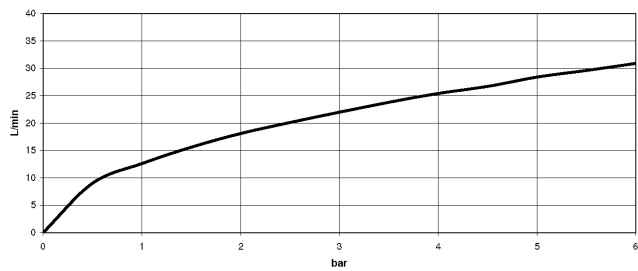
**MADISON Bath spout for wall mounting - Chrome**

13 801 380    Product version from 7/31/2009

mm [inches]



**Flow rate chart**



**Codes & Standards**

Scottish Water  
Byelaws

UK Water Supply  
Regulations



## MADISON Bath spout for wall mounting - Chrome

---

13 801 380 Product version from 7/31/2009

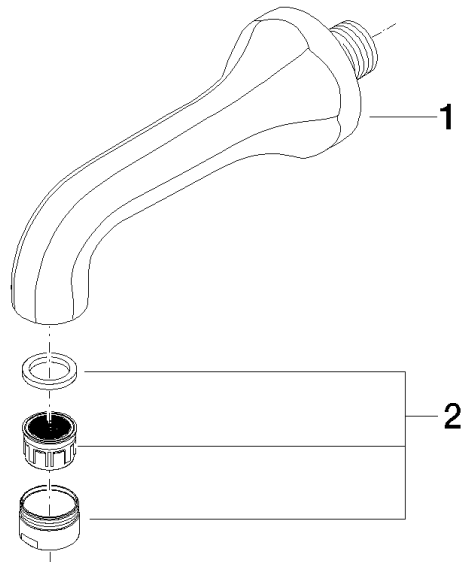
### Certificates

---

WRAS\_1404

# MADISON Bath spout for wall mounting - Chrome

13 801 380    Product version from 7/31/2009



## Spare parts list

No.	Item Number	Name	Quantity used	Delivery time
1	09 11 36 090-00	spout	1	60
2	90 23 01 121 00-00	aerator	1	10