

IMO Bath spout for wall mounting - Brushed Light Gold








IMO

13 801 670

Product version from 4/1/2024



- 200mm projection
- rectangular normal flow
- hole diameter 37 mm
- 1/2" connection
- max. flow 25.1 l/min at 3 bar flow pressure
- WRAS

	Brushed Light Gold	13 801 670-27
	Chrome	13 801 670-00
	Brushed Platinum	13 801 670-06
	Dark Chrome	13 801 670-19
	Matte Black	13 801 670-33
	Brushed Chrome	13 801 670-93
	Brushed Dark Platinum	13 801 670-99

Recommended miscellaneous



- Concealed wall elbow -

• min. recess depth 90 mm

• max. recess depth 163 mm

35 085 970 90

mm [inches]



### Flow rate chart



### Codes & Standards

Scottish Water  
Byelaws

UK Water Supply  
Regulations



## IMO Bath spout for wall mounting - Brushed Light Gold

---

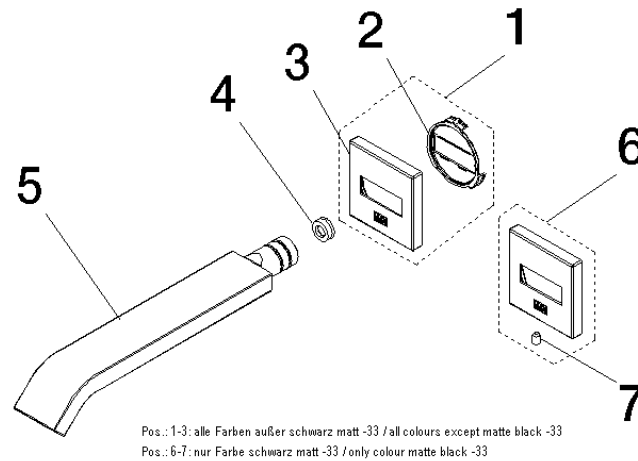
IMO

13 801 670 Product version from 4/1/2024

Certificates and sustainability

---

WRAS\_2005



## Spare parts list

No.	Item Number	Name	Quantity used	Delivery time
6	90 27 97 050 00-33	rosette	1.00	-
Spare part can no longer be ordered, please order the replacement item				
3	09 27 67 008-27	rosette	1.00	60
7	09 31 11 058 90	pin	1.00	2
5	04 28 22 241 00-27	spout	1.00	60
1	90 27 67 008 00-27	rosette	1.00	-
Spare part can no longer be ordered, please order the replacement item				
2	09 18 40 139 90	base	1.00	2
4	09 23 01 057 90	flow reducer	1.00	2