







# CL.1 Deck valve clockwise closing cold - Chrome

20 000 705    Product version from 3/9/2015



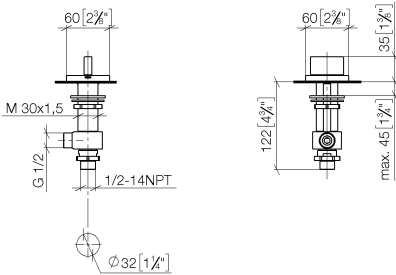
- hole diameter valve 32 mm
- rosette 60 x 60 mm
- with cold marking
- WRAS

	Chrome	20 000 705-00
	Brushed Platinum	20 000 705-06
	Dark Chrome	20 000 705-19
	Brushed Champagne (22kt Gold)	20 000 705-46
	Champagne (22kt Gold)	20 000 705-47
	Brushed Dark Platinum	20 000 705-99

# CL.1 Deck valve clockwise closing cold - Chrome

20 000 705    Product version from 3/9/2015

mm [inches]



Flow rate chart



## Codes & Standards

ASME A112.18.1	cUPC	DIN 4109	ISO 3822
Scottish Water Byelaws	UK Water Supply Regulations	Ü-Zeichen	



CL.1 Deck valve clockwise closing cold - Chrome

---

20 000 705    Product version from 3/9/2015

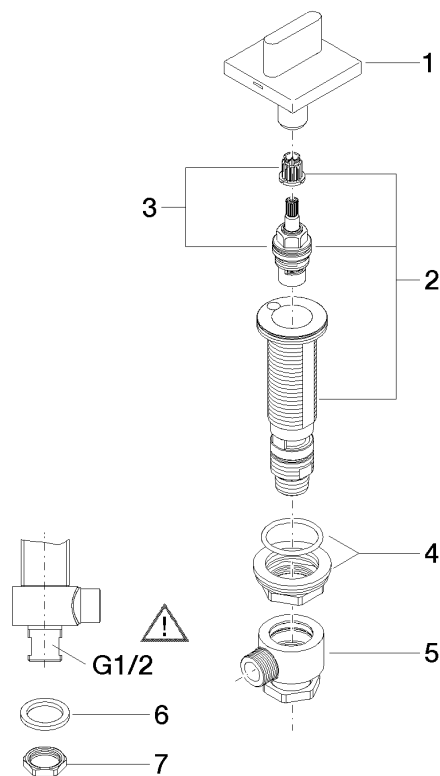
Certificates

---

IAPMO_4976	WRAS_2103	LGA_28
------------	-----------	--------

**CL.1 Deck valve clockwise closing cold - Chrome**

20 000 705 Product version from 3/9/2015



**Spare parts list**

No.	Item Number	Name	Quantity used	Delivery time
1	90 20 70 051 04-00	handle ( cold )	1	10
2	04 17 11 058 33 90	side panel	1	2
3	90 90 03 133 00 90	top	1	2
4	04 23 10 032 78 90	fixing set	1	2
5	04 17 11 023 10 90	distributor	1	2
6	90 23 30 040 00-00	threaded connector	1	10
7	09 30 11 059 90	disc	1	2
8	09 23 10 012 90	nut	1	2