



SYMETRICS Deck valve anti-clockwise closing cold or hot - Brushed Platinum

20 000 980 Product version from 4/30/2013

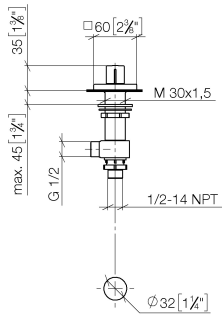
- hole diameter valve 32 mm
- rosette 60 x 60 mm



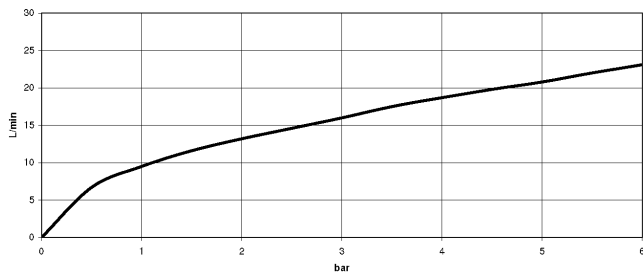
SYMETRICS Deck valve anti-clockwise closing cold or hot - Brushed Platinum

20 000 980 Product version from 4/30/2013

mm [inches]



Flow rate chart



Codes & Standards

ASME A112.18.1 cUPC EN 200 NSF372

VA-Zeichen



SYMETRICS Deck valve anti-clockwise closing cold or hot - Brushed Platinum

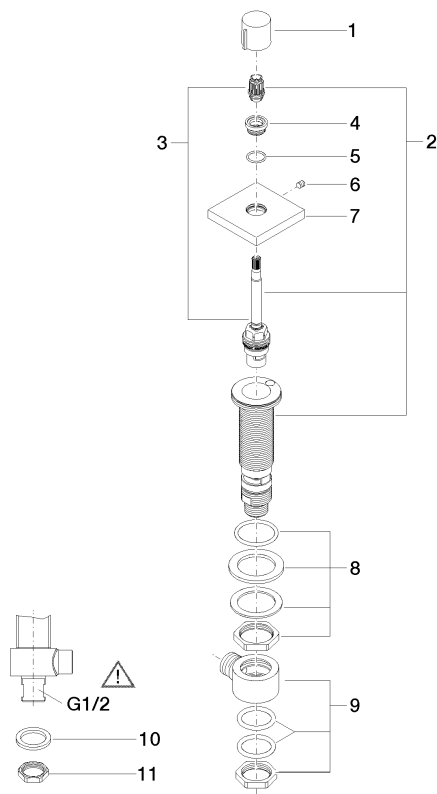
20 000 980 Product version from 4/30/2013

Certificates

ETA_18	IAPMO_4976	IAPMO_6
--------	------------	---------

SYMETRICS Deck valve anti-clockwise closing cold or hot - Brushed Platinum

20 000 980 Product version from 4/30/2013



Spare parts list

No.	Item Number	Name	Quantity used	Delivery time
1	09 20 98 001-06	handle	1	10
2	90 17 11 045 04 90	side panel	1	2
3	90 90 03 204 00 90	top	1	2
4	09 12 12 043-06	base	1	10
5	09 14 10 017 90	seal	1	2
6	90 31 11 004 00 90	pin	1	2
7	09 27 98 014-06	rosette	1	10
8	04 23 10 032 78 90	fixing set	1	2
9	04 17 11 023 10 90	distributor	1	2
10	09 30 11 059 90	disc	1	2
11	09 23 10 012 90	nut	1	2