


CL.1 Deck valve clockwise closing cold - Champagne (22kt Gold)

CL.1

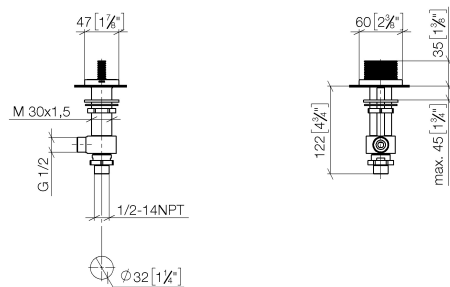
20 006 705    Product version from 3/9/2015



- with CASCADE structure
- hole diameter 32 mm
- rosette 60 x 47 mm
- with cold marking
- WRAS

	Champagne (22kt Gold)	20 006 705-47
	Chrome	20 006 705-00
	Brushed Platinum	20 006 705-06
	Dark Chrome	20 006 705-19
	Brushed Champagne (22kt Gold)	20 006 705-46
	Brushed Dark Platinum	20 006 705-99

mm [inches]



Flow rate chart



Codes & Standards

DIN 4109	ISO 3822	NSF372	NSF61
Scottish Water Byelaws	UK Water Supply Regulations	Ü-Zeichen	



CL.1 Deck valve clockwise closing cold - Champagne (22kt Gold)

CL.1

20 006 705    Product version from 3/9/2015

Certificates and sustainability

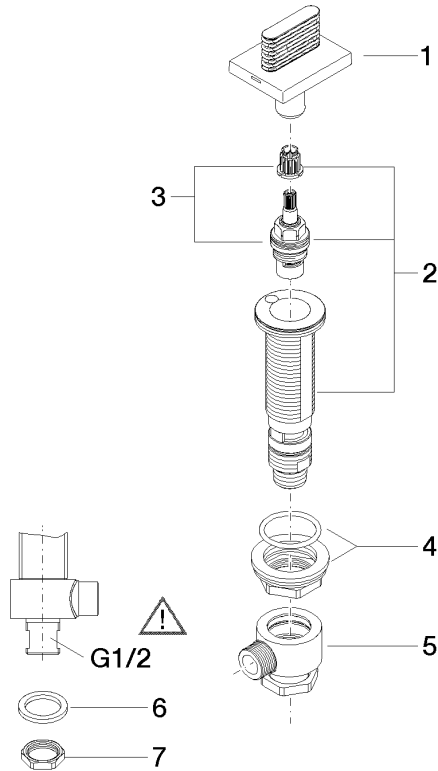
IAPMO_N-4	LGA_28	IAPMO_6	WRAS_240202
-----------	--------	---------	-------------

## CL.1 Deck valve clockwise closing cold - Champagne (22kt Gold)

CL.1

20 006 705 Product version from 3/9/2015

Parts for other  
finishes can be found  
here: [Chrome](#)



### Spare parts list

No.	Item Number	Name	Quantity used	Delivery time
2	04 17 11 058 53 90	side panel	1.00	2
6	90 23 30 040 00-47	threaded connector	1.00	30
4	04 23 10 032 78 90	fixing set	1.00	2
5	04 17 11 023 10 90	distributor	1.00	2
7	09 30 11 059 90	disc	1.00	2
1	90 20 70 053 06-47	handle ( cold )	1.00	30
8	09 23 10 012 90	nut	1.00	2
3	90 90 03 153 00 90	top	1.00	2