

TARA Three-hole basin mixer with pop-up waste - Brushed Chrome












TARA

20 713 892 Product version from 6/30/2009



- 165mm projection
- pivotable spout 360°
- circular, air-enriched flow
- height of mixer 285 mm
- height up to aerator 163 mm
- hole diameter valve 32 mm
- hole diameter spout 35 mm
- rosette Ø 55 mm
- 2x screw-in M 10 x 1 pressure hose, leak-tested
- max. flow 7 l/min
- lead-free
- WRAS
- This product can help a building meet the requirements of Green Building Rating Systems, e.g. LEED®, BREEAM®, DGNB

Only suitable for basins with an overflow.

	Brushed Chrome	20 713 892-93
	Chrome	20 713 892-00
	Brushed Platinum	20 713 892-06
	Platinum	20 713 892-08
	Dark Chrome	20 713 892-19
	Brushed Durabronze (23kt Gold)	20 713 892-28
	Matte Black	20 713 892-33
	Brushed Dark Brass	20 713 892-39
	Brushed Bronze	20 713 892-42
	Brushed Champagne (22kt Gold)	20 713 892-46
	Champagne (22kt Gold)	20 713 892-47
	Brushed Dark Platinum	20 713 892-99

20 713 892 Product version from 6/30/2009



Flow rate chart



Codes & Standards

DIN 4109	EN 200	Executive Order no. 1007	ISO 3822
Scottish Water Byelaws	UK Water Supply Regulations	Ü-Zeichen	VA-Zeichen
XP P 41-280			



TARA Three-hole basin mixer with pop-up waste - Brushed Chrome

TARA

20 713 892 Product version from 6/30/2009

Certificates and sustainability

LGA_18	ETA_18	WRAS_2212	ACS_20 ACC LY	GDV_0400
--------	--------	-----------	---------------	----------



Spare parts list

No.	Item Number	Name	Quantity used	Delivery time
8	09 14 05 047 90	seal	1.00	2
13	90 12 12 007 00-93	base	2.00	20
12	09 20 89 010-93	handle	2.00	60
4	09 11 10 087 10-93	connection	1.00	20
9	04 30 11 038 00 90	fixing set	1.00	2
17	09 27 89 105-93	rosette	2.00	20
2	90 23 01 028 03-93	aerator	1.00	20
1	90 28 22 213 01-93	spout	1.00	20
3	09 30 30 057 90	screw	1.00	2
10	09 31 11 011 90	pin	1.00	2
6	09 28 10 133-93	ring	1.00	20
16	09 21 02 140-93	sleeve	2.00	20
19	90 17 11 040 51 90	side panel	2.00	2
5	04 20 89 030 80-93	pull-rod	1.00	20
7	04 30 04 019 00 90	hose	2.00	2
20	90 23 30 040 00-93	threaded connector	4.00	20
21	90 11 01 001 00-93	pop-up waste	1.00	20
14	90 30 11 029 00 90	disc	2.00	2
11	90 20 89 010 10-93	handle	2.00	20
18	90 14 10 043 00 90	seal	2.00	2
15	90 30 30 075 00 90	screw	2.00	2