

MADISON Shower set without hand shower - Brushed Platinum

MADISON

26 413 370 Product version from 7/1/2025



- shower hose connector 1/2"
- metal shower hose 1750mm with integrated anti-twist protection
- slide bar








Technical data:

- gauge 850 mm
- rosettes Ø 60 mm
- Pipe diameter 18 mm

Notes:

- WRAS

This article does not include a hand shower!

	Brushed Platinum	26 413 370-06
	Chrome	26 413 370-00
	Platinum	26 413 370-08
	Durabronze (23kt Gold)	26 413 370-09
	Brushed Durabronze (23kt Gold)	26 413 370-28
	Brushed Dark Bronze	26 413 370-39
	Brushed Dark Platinum	26 413 370-99

Recommended miscellaneous



- Concealed wall elbow -** 35 085 970 90
- max. recess depth 163 mm
 - min. recess depth 90 mm

Recommended miscellaneous



- MADISON Wall elbow - Brushed Platinum** 28 450 370-06

Required miscellaneous



- MADISON Metal hand shower with porcelain insert (white)** 28 002 970-06 0010
- FlowReduce - Brushed Platinum**

Required miscellaneous

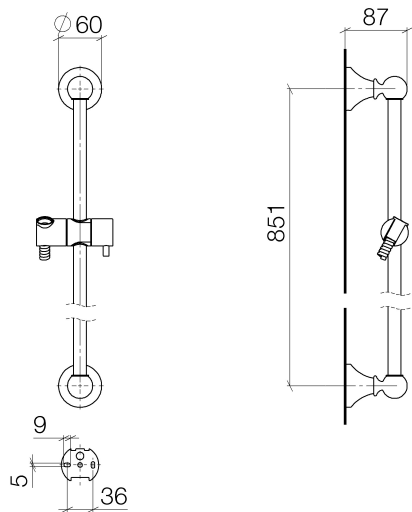


- MADISON Hand shower FlowReduce - Brushed Platinum** 28 002 978-06 0010
- spray head Ø 95mm
 - Hand shower see page {PAGE}
 - Three settings: COMPACT RAIN, COMPACT SOFT FLOW, COMPACT AQUAPRESSURE FLOW, max. flow rate l/min (at 3 bar)

Required miscellaneous



- MADISON Hand shower - Brushed Platinum** 28 002 978-06
- spray head Ø 95mm
 - Hand shower see page {PAGE}
 - Three settings: COMPACT RAIN, COMPACT SOFT FLOW, COMPACT AQUAPRESSURE FLOW, max. flow rate l/min (at 3 bar)



Codes & Standards			
ASME A112.18.1	cUPC	Scottish Water Byelaws	UK Water Supply Regulations

Certificates and sustainability	
WRAS_2009	IAPMO_4976



Spare parts list

No.	Item Number	Name	Quantity used	Delivery time
	2 09 30 30 048 90	screw	2.00	2
	5 09 21 40 020-06	connection	2.00	60
	6 09 18 40 009 90	sleeve	2.00	2
	9 28 204 970-06	Metal shower hose 1/2" x 1/2" x 1750 mm - Brushed Platinum	1.00	2
	1 05 17 97 507 00 90	fixing set	2.00	2
	8 12 580 970-06	Slide unit - Brushed Platinum	1.00	10
	3 09 31 11 140 90	pin	2.00	60
	7 08 28 22 596-06	pipe	1.00	60
	4 09 31 11 002 90	pin	2.00	2