

# MADISON Showerpipe with shower mixer without hand shower - Brushed Dark Platinum

MADISON

26 632 360 Product version from 7/1/2025



## Rain shower:

- rain shower Ø 200 mm
- overhead shower: rain flow
- max. rainshower flow 14 l/min
- Function from: 8 l/min

## hand shower:

## Control element:

- rotary diverter for fixed-riser shower/hand shower
- metal shower hose 1250mm with integrated anti-twist protection

## Technical data:








- shower with fixed riser projection 420mm
- height of fittings up to rain shower (bottom edge) 1009mm
- height of fittings up to top edge of elbow 1180mm
- rosette for wall mounting Ø 70mm
- rosette for shower mixer Ø 60mm
- rosette for shower holder Ø 66mm
- Pipe diameter 20 mm
- gauge 150 mm - 13 mm
- 1/2" connection

## Notes:

- This product can help a building meet the requirements of Green Building Rating Systems, e.g. LEED®, BREEAM®, DGNB

This article does not include a hand shower!

Intrinsic protection against back flow.

	Brushed Dark Platinum	26 632 360-99
	Chrome	26 632 360-00
	Brushed Platinum	26 632 360-06
	Platinum	26 632 360-08
	Durabrand (23kt Gold)	26 632 360-09
	Brushed Durabrand (23kt Gold)	26 632 360-28
	Brushed Dark Brass	26 632 360-39

## Required miscellaneous



**MADISON Hand shower - Brushed Dark Platinum** 28 002 978-99

- spray head Ø 95mm
- Hand shower see page {PAGE}
- Three settings: COMPACT RAIN, COMPACT SOFT FLOW, COMPACT AQUAPRESSURE FLOW, max. flow rate l/min (at 3 bar)

## Required miscellaneous



**MADISON Hand shower FlowReduce - Brushed Dark Platinum** 28 002 978-99 0010

- spray head Ø 95mm
- Hand shower see page {PAGE}
- Three settings: COMPACT RAIN, COMPACT SOFT FLOW, COMPACT AQUAPRESSURE FLOW, max. flow rate l/min (at 3 bar)

## Required miscellaneous



**MADISON Metal hand shower with porcelain insert (white) FlowReduce - Brushed Dark Platinum** 28 002 970-99 0010

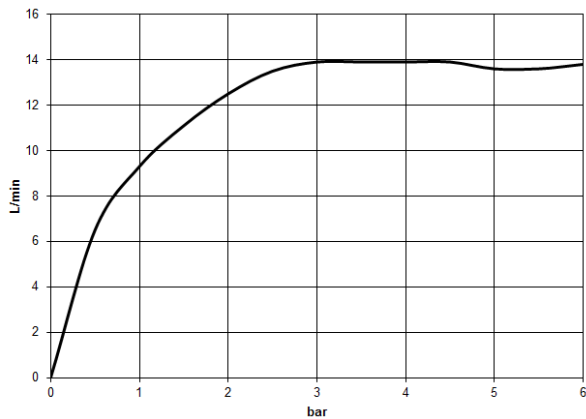
# MADISON Showerpipe with shower mixer without hand shower - Brushed Dark Platinum

MADISON

26 632 360 Product version from 7/1/2025  
mm [inches]



## Flow rate chart



## Codes & Standards

DIN 4109

EN 1717

ISO 3822

Scottish Water  
Byelaws

UK Water Supply  
Regulations

Ü-Zeichen



MADISON Showerpipe with shower mixer without hand shower - Brushed Dark  
Platinum

MADISON

---

26 632 360 Product version from 7/1/2025

Certificates and sustainability

---

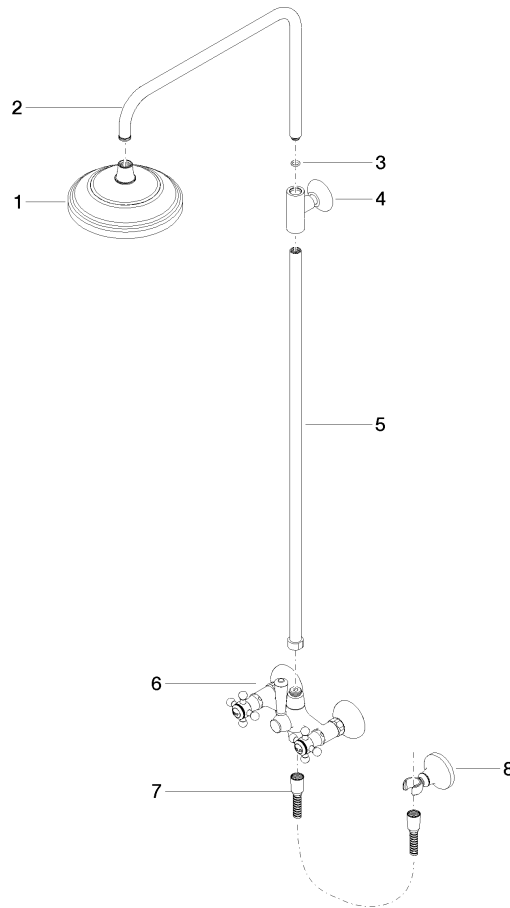
Belgaqua\_21-023-2 LGA\_29 WRAS\_2204

## MADISON Showerpipe with shower mixer without hand shower - Brushed Dark Platinum

MADISON

26 632 360 Product version from 7/1/2025

Parts for other  
finishes can be found  
here: [Chrome](#)



### Spare parts list

No.	Item Number	Name	Quantity used	Delivery time
8	28 050 410-99	holder	1.00	60
2	04 28 22 101 20-99	spout	1.00	20
5	90 28 22 096 00-99	pipe	1.00	20
4	90 17 11 033 00-99	holder	1.00	20
7	28 104 970-99	Metal shower hose 1/2" x 1/2" x 1250 mm - Brushed Dark Platinum	1.00	2
6	04 17 10 001 00-99	fitting	1.00	20
3	90 14 10 011 00 90	seal	1.00	2
1	04 12 05 038 01-99	shower	1.00	20