

Hand shower set with cover plate FlowReduce - Brushed Dark Platinum

SERIES SPECIFIC

27 818 980 Product version up to 7/19/2018



- COMPACT RAIN, max. flow rate 6.8 l/min (at 3 bar)
- metal shower hose 1250mm with integrated anti-twist protection
- 3/8" shower outlet
- with anti-scale system
























Technical data:

- cover plate 240 x 60 mm
- 1/2" wall elbow

Notes:

- WRAS

Intrinsic protection against back flow.

| | | |
|---|-------------------------------|--------------------|
|  | Brushed Dark Platinum | 27 818 980-99 0010 |
|  | Chrome | 27 818 980-00 |
|  | Chrome | 27 818 980-00 0010 |
|  | Brushed Platinum | 27 818 980-06 |
|  | Brushed Platinum | 27 818 980-06 0010 |
|  | Platinum | 27 818 980-08 |
|  | Platinum | 27 818 980-08 0010 |
|  | Dark Chrome | 27 818 980-19 |
|  | Dark Chrome | 27 818 980-19 0010 |
|  | Brushed Light Gold | 27 818 980-27 |
|  | Brushed Durabrass (23kt Gold) | 27 818 980-28 0010 |
|  | Brushed Durabrass (23kt Gold) | 27 818 980-28 |
|  | Matte Black | 27 818 980-33 |
|  | Matte Black | 27 818 980-33 0010 |
|  | Brushed Dark Brass | 27 818 980-39 0010 |
|  | Brushed Dark Brass | 27 818 980-39 |
|  | Brushed Champagne (22kt Gold) | 27 818 980-46 0010 |
|  | Brushed Champagne (22kt Gold) | 27 818 980-46 |
|  | Champagne (22kt Gold) | 27 818 980-47 0010 |
|  | Champagne (22kt Gold) | 27 818 980-47 |
|  | Brushed Chrome | 27 818 980-93 0010 |
|  | Brushed Chrome | 27 818 980-93 |
|  | Brushed Dark Platinum | 27 818 980-99 |

Recommended miscellaneous

| | | |
|--|--|---------------|
| | Concealed wall elbow - •max. recess depth 163 mm •min. recess depth 90 mm | 35 085 970 90 |
|--|--|---------------|

27 818 980 Product version up to 7/19/2018

mm [inches]



Codes & Standards

| | | | |
|----------------|------|----------|----------|
| ASME A112.18.1 | cUPC | DIN 4109 | ISO 3822 |
|----------------|------|----------|----------|

Ü-Zeichen

Certificates and sustainability

| | |
|--------|------------|
| LGA_29 | IAPMO_4976 |
|--------|------------|



Spare parts list

| No. | Item Number | Name | Quantity used | Delivery time |
|-----|-----------------------|---|---------------|---------------|
| | 20 09 24 03 073 90 | nipple | 1.00 | 2 |
| | 5 09 24 03 116 20 90 | nipple | 1.00 | 2 |
| | 9 09 11 03 026 20-99 | connection | 1.00 | 60 |
| | 7 09 30 30 054 90 | screw | 1.00 | 2 |
| | 10 04 31 11 140 00 90 | pin | 1.00 | 2 |
| | 17 09 18 40 078 90 | sleeve | 1.00 | 2 |
| | 16 09 17 20 035-99 | holder | 1.00 | 60 |
| | 12 09 24 03 107 20 90 | nipple | 1.00 | 2 |
| | 8 09 31 11 026 90 | pin | 2.00 | 2 |
| | 18 05 30 31 025 00 90 | fixing set | 1.00 | 2 |
| | 6 09 14 10 008 90 | seal | 1.00 | 2 |
| | 19 09 11 02 120-99 | plate | 1.00 | 20 |
| | 2 90 30 02 072 00-99 | Metal shower hose 1/2" x 3/8" x 1250 mm - Brushed Dark Platinum | 1.00 | 20 |
| | 3 09 16 01 014 90 | ring | 1.00 | 2 |
| | 4 90 23 01 040 00 90 | back-flow preventer | 1.00 | 2 |
| | 13 90 21 02 069 00-99 | cover | 1.00 | 20 |
| | 11 90 14 10 077 00 90 | seal | 1.00 | 2 |
| | 15 90 31 11 112 00 90 | pin | 1.00 | 2 |
| | 14 90 14 20 026 00 90 | seal | 1.00 | 2 |
| | 1 90 12 11 140 41-99 | shower | 1.00 | 20 |