


Hand shower - Soft Black



SERIES SPECIFIC

28 018 832



- three settings: normal flow, soft flow, massage flow
- with anti-scale system
- spray head Ø 100mm
- 1/2" connection
- max. flow 7.6 l/min
- WRAS
- This product can help a building meet the requirements of Green Building Rating Systems, e.g. LEED®, BREEAM®, DGNB

Intrinsic protection against back flow.

	Soft Black	28 018 832-69
	Chrome	28 018 832-00

Flow rate chart



Codes & Standards

DIN 4109	ISO 3822	Scottish Water Byelaws	UK Water Supply Regulations
----------	----------	---------------------------	--------------------------------

Ü-Zeichen



Hand shower - Soft Black

SERIES SPECIFIC

28 018 832

Certificates and sustainability

LGA_29

WRAS_2210