



























## Hand shower FlowReduce - Brushed Dark Platinum

28 018 979 Product version from 10/1/2023



- Three or five settings: COMPACT RAIN, COMPACT SOFT FLOW, COMPACT AQUAPRESSURE FLOW, max. flow rate 6.8 l/min (at 3 bar)
- with anti-scale system
- spray head Ø 100mm
- 1/2" connection
- Function from: 6 l/min
- This product can help a building meet the requirements of Green Building Rating Systems, e.g. LEED®, BREEAM®, DGNB

Intrinsic protection against back flow.

	Brushed Dark Platinum	28 018 979-99 0010
	Chrome	28 018 979-00
	Chrome	28 018 979-00 0010
	Brushed Platinum	28 018 979-06
	Brushed Platinum	28 018 979-06 0010
	Platinum	28 018 979-08
	Platinum	28 018 979-08 0010
	Dark Chrome	28 018 979-19
	Dark Chrome	28 018 979-19 0010
	Light Gold	28 018 979-26 0010
	Light Gold	28 018 979-26
	Brushed Light Gold	28 018 979-27 0010
	Brushed Light Gold	28 018 979-27
	Brushed Durabrass (23kt Gold)	28 018 979-28
	Brushed Durabrass (23kt Gold)	28 018 979-28 0010
	Matte Black	28 018 979-33
	Matte Black	28 018 979-33 0010
	Brushed Bronze	28 018 979-42
	Brushed Bronze	28 018 979-42 0010
	Brushed Dark Bronze	28 018 979-43 0010
	Brushed Champagne (22kt Gold)	28 018 979-46
	Brushed Champagne (22kt Gold)	28 018 979-46 0010
	Champagne (22kt Gold)	28 018 979-47
	Champagne (22kt Gold)	28 018 979-47 0010
	Brushed Chrome	28 018 979-93
	Brushed Chrome	28 018 979-93 0010



# Hand shower FlowReduce - Brushed Dark Platinum

---

28 018 979    Product version from 10/1/2023



Brushed Dark  
Platinum

28 018 979-99

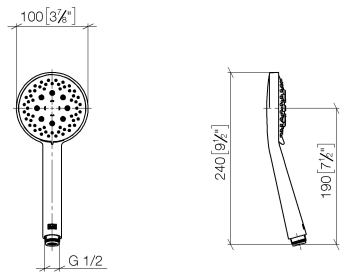
---



# Hand shower FlowReduce - Brushed Dark Platinum

28 018 979    Product version from 10/1/2023

mm [inches]



## Flow rate chart



## Codes & Standards

ASME A112.18.1      cUPC      DIN 4109      EPA WaterSense

ISO 3822      Ü-Zeichen      WaterSense





# Hand shower FlowReduce - Brushed Dark Platinum

---

28 018 979    Product version from 10/1/2023

## Certificates

---

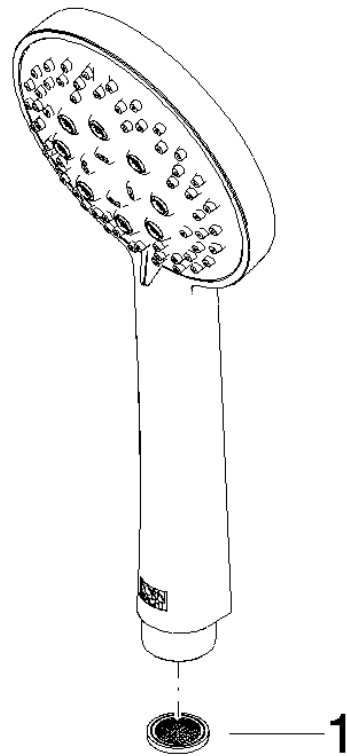
IAPMO\_11777            LGA\_29            IAPMO\_4976 (



# Hand shower FlowReduce - Brushed Dark Platinum

28 018 979 Product version from 10/1/2023

Parts for other  
finishes can be found  
here: [Chrome](#)



## Spare parts list

No.	Item Number	Name	Quantity used	Delivery time
1	09 23 01 039 90	sieve	1	2