








MADISON Rain shower with wall fixing 200 mm - Brushed Dark Platinum

28 545 977 Product version from 12/5/2019



- 435mm projection
- rain shower Ø 200 mm
- PURE RAIN, max. flow rate 14 l/min (at 3 bar)
- Function from: 8 l/min
- rosette Ø 55 mm
- 1/2" connection
- with anti-scale system

	Brushed Dark Platinum	28 545 977-99
	Chrome	28 545 977-00
	Brushed Platinum	28 545 977-06
	Platinum	28 545 977-08
	Durabrass (23kt Gold)	28 545 977-09
	Brushed Durabrass (23kt Gold)	28 545 977-28
	Brushed Chrome	28 545 977-93

Recommended miscellaneous



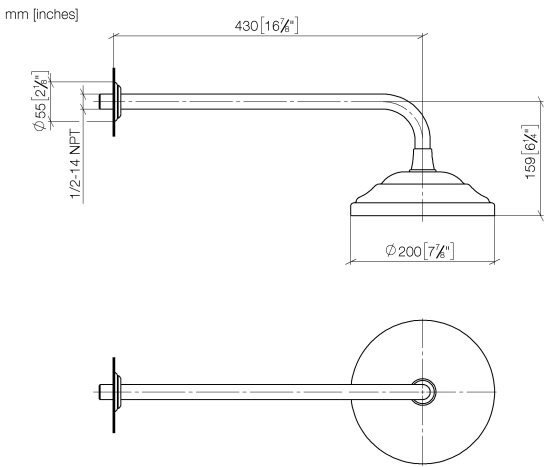
- Concealed wall elbow -

 - max. recess depth mm
 - min. recess depth mm

35 085 970 90

MADISON Rain shower with wall fixing 200 mm - Brushed Dark Platinum

28 545 977 Product version from 12/5/2019



Flow rate chart



Codes & Standards

DIN 4109

EN 1112

ISO 3822

Scottish Water
Byelaws

UK Water Supply
Regulations

Ü-Zeichen



MADISON Rain shower with wall fixing 200 mm - Brushed Dark Platinum

28 545 977 Product version from 12/5/2019

Certificates

DVGW_DW-
6517DN0

LGA_38

WRAS_250102

MADISON Rain shower with wall fixing 200 mm - Brushed Dark Platinum

28 545 977 Product version from 12/5/2019



Spare parts list

No.	Item Number	Name	Quantity used	Delivery time
1	09 27 35 003-99	rosette	1	20
2	90 14 10 026 00 90	seal	1	2
3	09 11 03 017-99	connection	1	20
4	04 12 05 038 01-99	shower	1	20