
















Rain shower with wall fixing 220 mm - Brushed Dark Bronze (PVD)

SERIES SPECIFIC

28 649 970



- 450mm projection
- rain shower Ø 220 mm
- PURE RAIN, max. flow rate 14 l/min (at 3 bar)
- Function from: 7 l/min
- rosette Ø 60 mm
- 1/2" connection
- with anti-scale system
- quick clearing
- WRAS

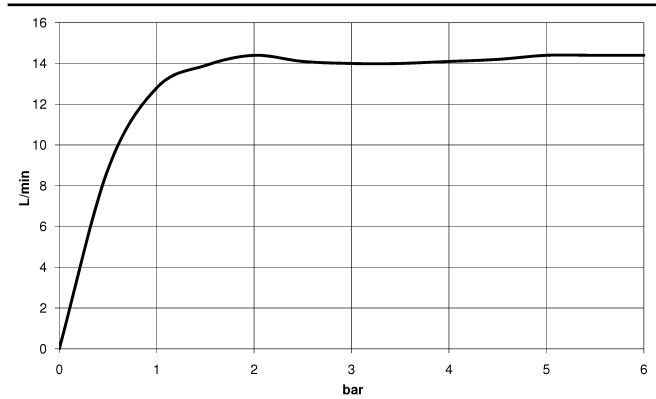
	Brushed Dark Bronze (PVD)	28 649 970-43
	Chrome	28 649 970-00
	Brushed Platinum	28 649 970-06
	Platinum	28 649 970-08
	Dark Chrome	28 649 970-19
	Light Gold	28 649 970-26
	Brushed Light Gold	28 649 970-27
	Brushed Durabronze (23kt Gold)	28 649 970-28
	Matte Black	28 649 970-33
	Brushed Dark Brass	28 649 970-39
	Brushed Bronze	28 649 970-42
	Brushed Champagne (22kt Gold)	28 649 970-46
	Champagne (22kt Gold)	28 649 970-47
	Brushed Chrome	28 649 970-93
	Brushed Dark Platinum	28 649 970-99

28 649 970

mm [inches]



Flow rate chart



Codes & Standards

DIN 4109

EN 1112

ISO 3822

Scottish Water
Byelaws

UK Water Supply
Regulations

Ü-Zeichen



Rain shower with wall fixing 220 mm - Brushed Dark Bronze (PVD)

SERIES SPECIFIC

28 649 970

Certificates and sustainability

WRAS_2212	DVGW_DW- 6517DN0	LGA_38
-----------	---------------------	--------

28 649 970

Parts for other
finishes can be found
here: [Chrome](#)

