

Rain shower with wall fixing FlowReduce 300 mm - Brushed Durabronze (23kt Gold)

SERIES SPECIFIC

28 678 670 Product version from 5/1/2024



- 450mm projection
- rain shower Ø 300 mm
- rain flow
- max. flow 9 l/min
- Function from: 7 l/min
- rosette 65 x 65 mm
- 1/2" connection
- with anti-scale system
- quick clearing
- This product can help a building meet the requirements of Green Building Rating Systems, e.g. LEED®, BREEAM®, DGNB

	Brushed Durabronze (23kt Gold)	28 678 670-28
	Chrome	28 678 670-00
	Brushed Platinum	28 678 670-06
	Platinum	28 678 670-08
	Dark Chrome	28 678 670-19
	Brushed Light Gold	28 678 670-27
	Matte Black	28 678 670-33
	Brushed Bronze	28 678 670-42
	Brushed Champagne (22kt Gold)	28 678 670-46
	Champagne (22kt Gold)	28 678 670-47
	Brushed Chrome	28 678 670-93
	Brushed Dark Platinum	28 678 670-99

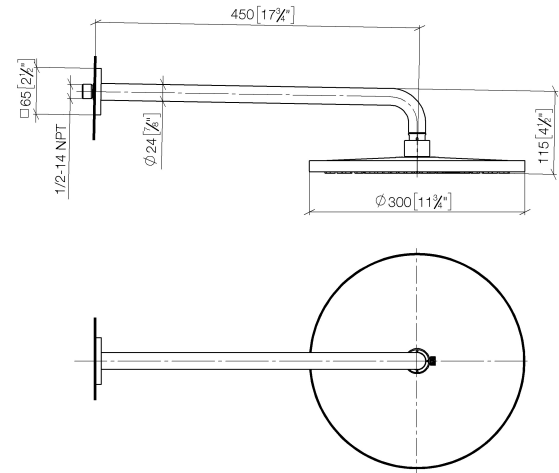


Rain shower with wall fixing FlowReduce 300 mm - Brushed Durabron (23kt Gold)

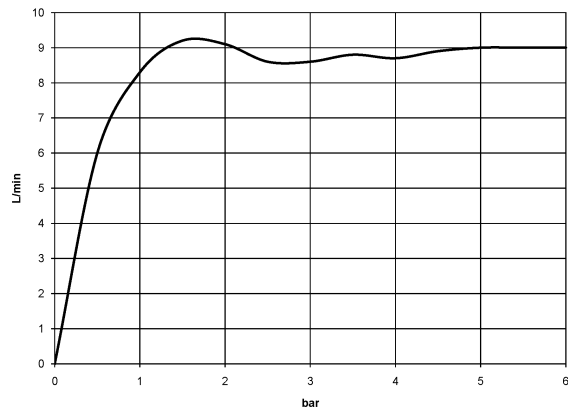
SERIES SPECIFIC

28 678 670 Product version from 5/1/2024

mm [inches]



Flow rate chart



Codes & Standards

DIN 4109

ISO 3822

Ü-Zeichen



Rain shower with wall fixing FlowReduce 300 mm - Brushed Durabrass (23kt Gold) SERIES SPECIFIC

28 678 670 Product version from 5/1/2024

Certificates and sustainability

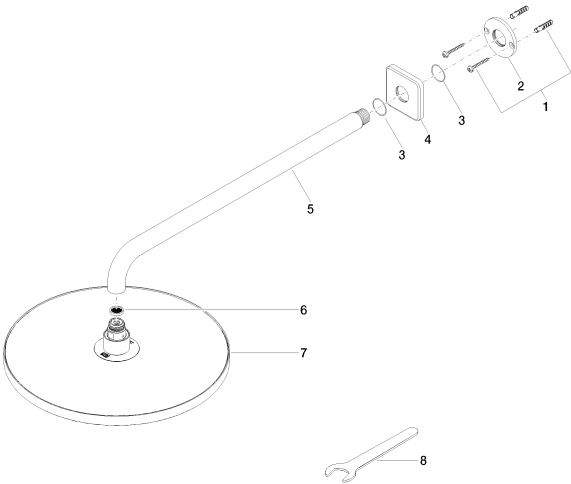
LGA_29

Rain shower with wall fixing FlowReduce 300 mm - Brushed Durabrand (23kt Gold)

SERIES SPECIFIC

28 678 670
Product version from 5/1/2024

Parts for other finishes can be found here: Chrome



Spare parts list

No.	Item Number	Name	Quantity used	Delivery time
	6 09 23 01 075 90	insert	1.00	2
	8 90 30 09 069 00 90	key	1.00	2
	2 09 17 20 120 90	holder	1.00	2
	7 90 12 05 091 20-28	shower	1.00	20
	5 90 11 03 070 00-28	pipe	1.00	20
	1 04 30 31 032 00 90	fixing set	1.00	2
	4 09 27 67 015-28	rosette	1.00	20
	3 09 14 10 150 90	seal	2.00	2