













## TARA Two-way diverter for bath rim or tile edge installation - Brushed Dark Platinum

TARA

29 140 892 Product version from 6/30/2015



- automatic bath/shower diverter
- hole diameter 32 mm
- rosette Ø 55 mm
- 1/2" connection
- max. flow 64.9 l/min at 3 bar flow pressure
- WRAS

	Brushed Dark Platinum	29 140 892-99
	Chrome	29 140 892-00
	Brushed Platinum	29 140 892-06
	Platinum	29 140 892-08
	Dark Chrome	29 140 892-19
	Brushed Durabronze (23kt Gold)	29 140 892-28
	Matte Black	29 140 892-33
	Brushed Dark Brass	29 140 892-39
	Brushed Bronze	29 140 892-42
	Brushed Champagne (22kt Gold)	29 140 892-46
	Champagne (22kt Gold)	29 140 892-47
	Brushed Chrome	29 140 892-93

## TARA Two-way diverter for bath rim or tile edge installation - Brushed Dark Platinum

TARA

29 140 892 Product version from 6/30/2015  
mm [inches]



### Flow rate chart



### Codes & Standards

ASME A112.18.1	cUPC	DIN 4109	ISO 3822
----------------	------	----------	----------

Scottish Water Byelaws	UK Water Supply Regulations	Ü-Zeichen
---------------------------	--------------------------------	-----------



TARA Two-way diverter for bath rim or tile edge installation - Brushed Dark  
Platinum

TARA

29 140 892    Product version from 6/30/2015

Certificates and sustainability

WRAS\_1911

LGA\_29

IAPMO\_4976

## TARA Two-way diverter for bath rim or tile edge installation - Brushed Dark Platinum

TARA

29 140 892 Product version from 6/30/2015

Parts for other  
finishes can be found  
here: [Chrome](#)



### Spare parts list

No.	Item Number	Name	Quantity used	Delivery time
	5 09 21 02 140-99	sleeve	1.00	20
	6 09 27 89 102-99	rosette	1.00	20
	8 90 17 09 051 00 90	diverter	1.00	2
	2 09 20 89 011-99	handle	1.00	20
	1 09 31 11 055 90	pin	1.00	2
	7 04 23 10 004 03 90	fixing set	1.00	2
	4 90 12 12 007 00-99	base	1.00	20
	3 90 30 30 075 00 90	screw	1.00	2