




TARA ULTRA POT FILLER Cold-water valve - Platinum

TARA ULTRA

30 805 875



- 500mm projection
- pivoting spout
- laminar flow
- cold water only
- max. flow 5.7 l/min at 3 bar flow pressure
- min. recess depth 125 mm
- max. recess depth 80 mm
- lead-free
- This product can help a building meet the requirements of Green Building Rating Systems, e.g. LEED®, BREEAM®, DGNB

	Platinum	30 805 875-08
	Chrome	30 805 875-00
	Brushed Platinum	30 805 875-06
	Durabronze (23kt Gold)	30 805 875-09
	Dark Chrome	30 805 875-19
	Brushed Durabronze (23kt Gold)	30 805 875-28
	Brushed Champagne (22kt Gold)	30 805 875-46
	Champagne (22kt Gold)	30 805 875-47
	Brushed Chrome	30 805 875-93
	Brushed Dark Platinum	30 805 875-99

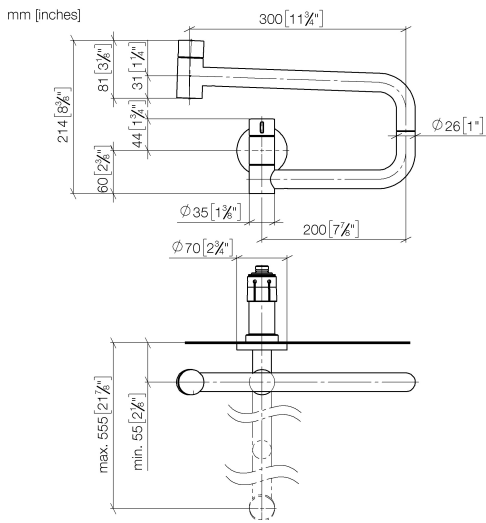
Required miscellaneous

POT FILLER Concealed wall elbow 35 087 970 90

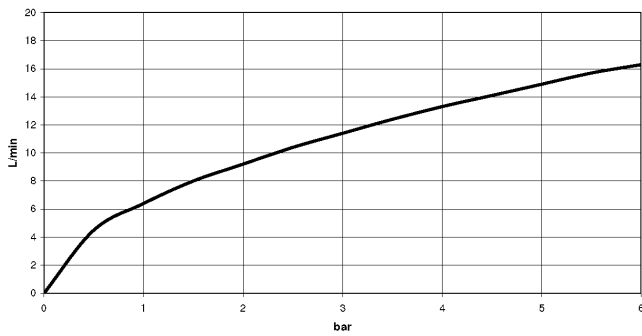


- max. recess depth 125 mm
- min. recess depth 80 mm

30 805 875



Flow rate chart



Codes & Standards

ASME A112.18.1

cUPC

DIN 4109

ISO 3822

NSF372

NSF61

Ü-Zeichen



TARA ULTRA POT FILLER Cold-water valve - Platinum

TARA ULTRA

30 805 875

Certificates

IAPMO_4976	IAPMO_N-4	IAPMO_6	LGA_29
------------	-----------	---------	--------





TARA ULTRA POT FILLER Cold-water valve - Platinum

TARA ULTRA

30 805 875

Spare parts list

No.	Item Number	Name	Quantity used	Delivery time
	09 20 62 025-08	handle	13	60