




EDITION PRO Single-lever basin mixer with pop-up waste - Chrome

33 501 626



- 126mm projection
- fixed spout
- circular, air-enriched flow
- height of mixer 132 mm
- height up to aerator 45 mm
- hole diameter 35 mm
- 2x screw-in M 10 x 1 pressure hose, leak-tested
- max. flow 7 l/min
- lead-free
- WRAS

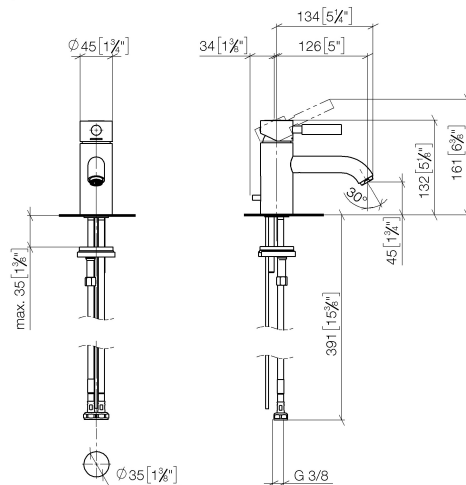
Only suitable for basins with an overflow.

	Chrome	33 501 626-00
	Matte Black	33 501 626-33
	Brushed Chrome	33 501 626-93

EDITION PRO Single-lever basin mixer with pop-up waste - Chrome

33 501 626

mm [inches]



Flow rate chart



Codes & Standards

DIN 4109

ISO 3822

Scottish Water
Byelaws

UK Water Supply
Regulations

Ü-Zeichen



EDITION PRO Single-lever basin mixer with pop-up waste - Chrome

33 501 626

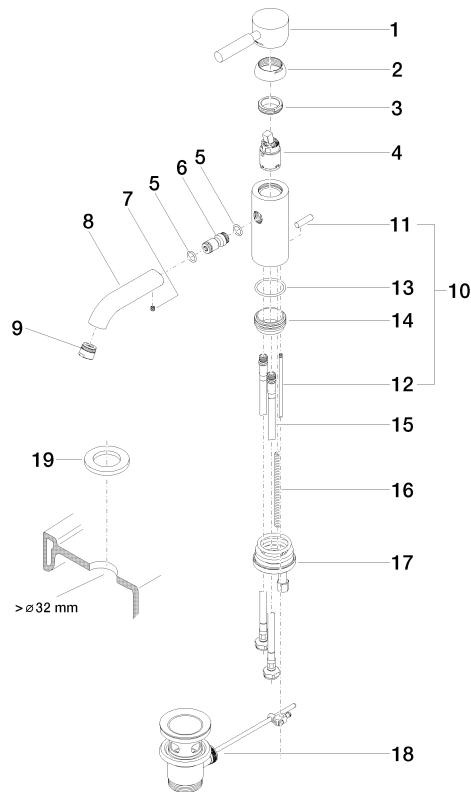
Certificates

LGA_9

WRAS_240502

EDITION PRO Single-lever basin mixer with pop-up waste - Chrome

33 501 626



Spare parts list

No.	Item Number	Name	Quantity used	Delivery time
1	90 20 62 046 00-00	handle	1	10
2	09 28 30 008-00	cover	1	10
3	09 24 04 130-07	nut	1	30
4	90 15 05 041 00 90	cartridge	1	2
5	09 14 10 003 90	seal	1	2
6	09 24 04 025 10 90	nipple	1	2
7	90 31 11 030 00 90	pin	1	2
8	09 11 06 059 10-00	spout	1	10
9	90 23 01 022 00-00	aerator	1	10
10	04 20 62 030 80-00	pull-rod	1	10
11	09 20 62 030-00	handle	1	10
12	09 31 09 080-00	pull-rod	1	10
13	09 14 10 119 90	seal	1	2
14	09 28 10 109-07	ring	1	30
15	04 30 04 104 00 90	hose	2	2
16	09 31 11 012 90	pin	1	2
17	04 30 11 085 88 90	fixing set	1	2
18	90 11 01 001 00-00	pop-up waste	1	10
19	12 730 970-00	Rosette for tap hole cover - Chrome	1	10