












MEM Single-lever mixer - Brushed Chrome

33 815 682 Product version from 3/1/2023



- 241mm projection
- pivotable spout 360°
- Optional swivel limiter available with swivel limiter set 12 820 970 90
- air-enriched flow
- max. flow 6.3 l/min at 3 bar flow pressure
- lead-free
- This product can help a building meet the requirements of Green Building Rating Systems, e.g. LEED®, BREEAM®, DGNB
- WRAS

	Brushed Chrome	33 815 682-93
	Chrome	33 815 682-00
	Brushed Platinum	33 815 682-06
	Platinum	33 815 682-08
	Durabrass (23kt Gold)	33 815 682-09
	Dark Chrome	33 815 682-19
	Brushed Durabrass (23kt Gold)	33 815 682-28
	Matte Black	33 815 682-33
	Brushed Champagne (22kt Gold)	33 815 682-46
	Champagne (22kt Gold)	33 815 682-47
	Brushed Dark Platinum	33 815 682-99

Recommended miscellaneous

Swivel limitation set - 12 820 970 90



Recommended miscellaneous

Strainer waste with control handle - Brushed Chrome 10 712 970-93



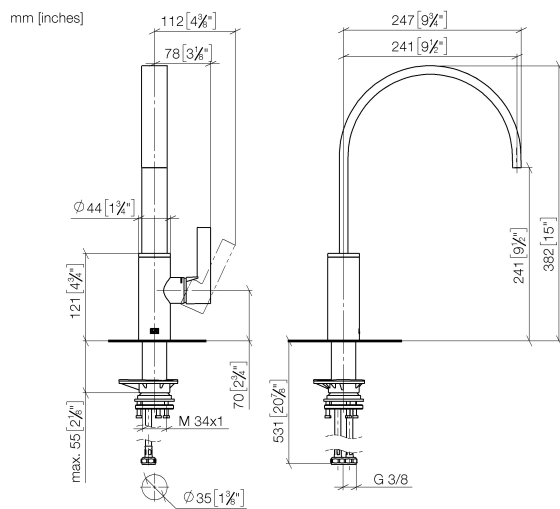
Recommended miscellaneous

Dispenser without rosette - Brushed Chrome 82 424 970-93

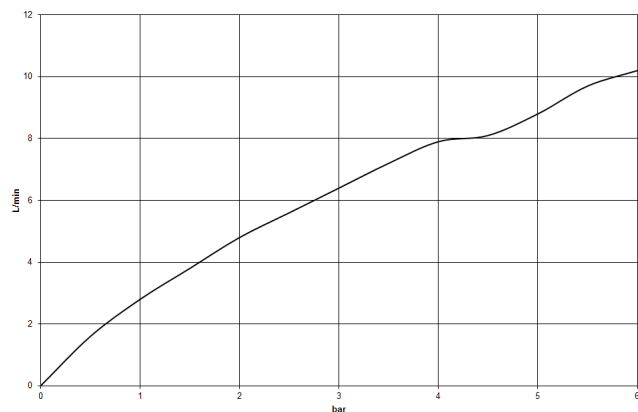


MEM Single-lever mixer - Brushed Chrome

33 815 682 Product version from 3/1/2023



Flow rate chart



Codes & Standards

DIN 4109

ISO 3822

Scottish Water
Byelaws

UK Water Supply
Regulations

Ü-Zeichen



MEM Single-lever mixer - Brushed Chrome

33 815 682 Product version from 3/1/2023

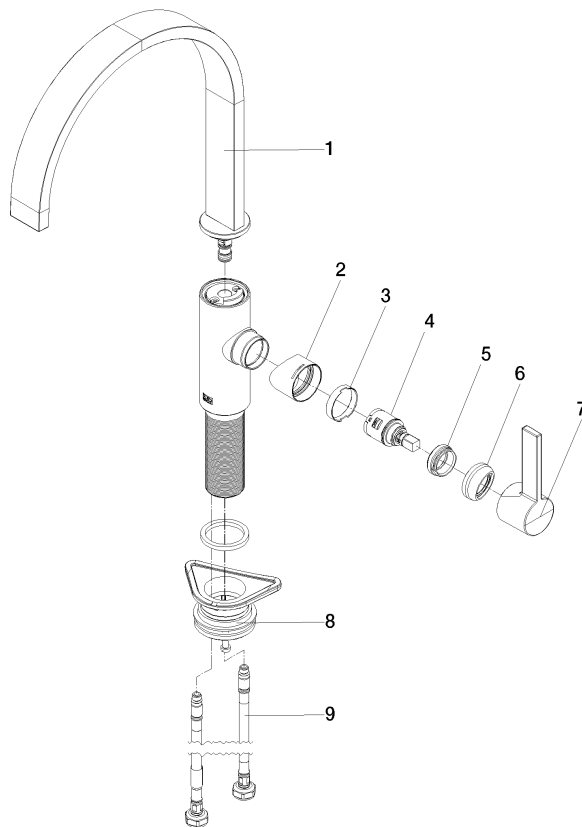
Certificates

LGA_38

WRAS_240202

MEM Single-lever mixer - Brushed Chrome

33 815 682 Product version from 3/1/2023



Spare parts list

No.	Item Number	Name	Quantity used	Delivery time
1	90 28 22 333 00-93	spout	1	-
Spare part can no longer be ordered, please order the replacement item				
2	09 19 86 012-93	cover	1	60
3	90 23 10 128 00 90	nut	1	2
4	90 15 05 042 00 90	cartridge	1	2
5	09 24 04 266 90	nut	1	2
6	90 28 30 052 00-93	cover	1	20
7	90 20 86 004 00-93	handle	1	-
Spare part can no longer be ordered, please order the replacement item				
8	04 23 10 044 08 90	fixing set	1	2
9	04 30 04 100 00 90	hose	2	2