












META SQUARE Single-lever mixer Pull-down with spray function - Brushed Dark Platinum


33 870 861 Product version from 2/1/2023



- 240mm projection
 - pivotable spout 360°
 - Optional swivel limiter available with swivel limiter set 12 823 970 90
 - laminar and spray flow
 - 1800 mm metal shower hose
 - sprayface with anti-scaling system
 - max. flow 10.4 l/min at 3 bar flow pressure
 - lead-free
 - Flow modes can be changed while the water is running
 - This product can help a building meet the requirements of Green Building Rating Systems, e.g. LEED®, BREEAM®, DGNB
- Intrinsic protection against back flow.

	Brushed Dark Platinum	33 870 861-99
	Chrome	33 870 861-00
	Brushed Platinum	33 870 861-06
	Platinum	33 870 861-08
	Durabrass (23kt Gold)	33 870 861-09
	Dark Chrome	33 870 861-19
	Brushed Durabrass (23kt Gold)	33 870 861-28
	Matte Black	33 870 861-33
	Brushed Champagne (22kt Gold)	33 870 861-46
	Champagne (22kt Gold)	33 870 861-47
	Brushed Chrome	33 870 861-93

Recommended miscellaneous

	
Swivel limitation set -	12 823 970 90

Recommended miscellaneous

	
Strainer waste with control handle - Brushed Dark Platinum	10 712 970-99

Recommended miscellaneous

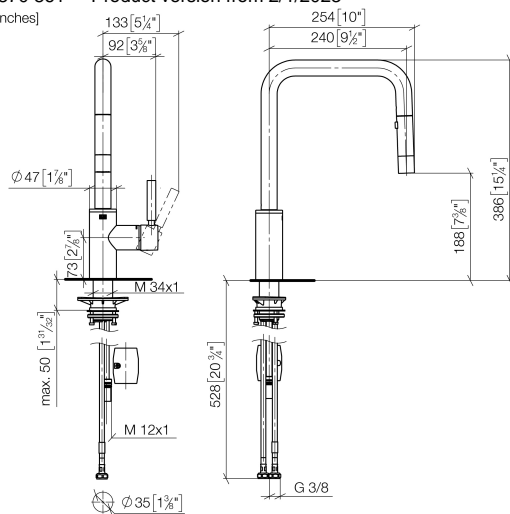
	
Dispenser without rosette - Brushed Dark Platinum	82 424 970-99

META SQUARE Single-lever mixer Pull-down with spray function - Brushed Dark Platinum

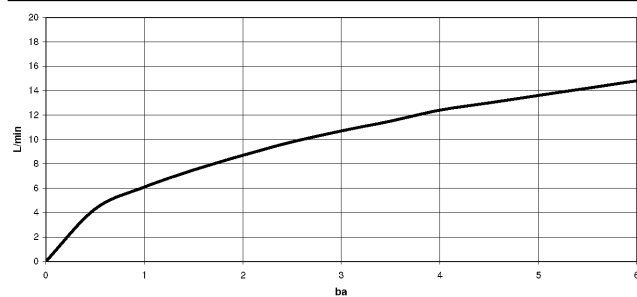
33 870 861 Product version from 2/1/2023

mm [inches]

1:5



Flow rate chart



Codes & Standards

DIN 4109

EN 1717

ISO 3822

Ü-Zeichen



META SQUARE Single-lever mixer Pull-down with spray function - Brushed Dark Platinum

33 870 861 Product version from 2/1/2023

Certificates

LGA_38

Belgaqua_24-005-2

META SQUARE Single-lever mixer Pull-down with spray function - Brushed Dark Platinum

33 870 861 Product version from 2/1/2023



Spare parts list

No.	Item Number	Name	Quantity used	Delivery time
1	90 12 11 148 00-99	shower	1	20
2	04 30 02 120 00-85	hose	1	10
3	90 28 22 308 00-99	spout	1	-
Spare part can no longer be ordered, please order the replacement item				
4	09 28 10 160 90	ring	2	2
5	09 18 40 186 90	sleeve	1	2
6	90 15 05 064 05 90	cartridge	1	2
7	09 14 10 190 90	seal	1	2
8	09 28 30 030-99	cover	1	20
9	90 20 66 027 00-99	handle	1	20
10	04 30 11 040 00 90	fixing set	1	2
11	09 20 93 056 90	insert	1	2
12	04 30 04 100 00 90	hose	2	2
13	04 28 20 067 00 90	pipe	1	2
14	90 24 03 253 00 90	adaptor	1	2
15	04 21 50 010 00 90	accessories	1	2