

ENO Single-lever mixer Pull-out with spray function - Dark Chrome

33 875 760



- 225mm projection
- pivotable spout 130°
- air-enriched flow and spray flow
- height of mixer 254 mm
- height up to aerator 179 mm
- hole diameter 35 mm
- 1600mm metal shower hose
- max. flow 9.6 l/min at 3 bar flow pressure
- lead-free
- This product can help a building meet the requirements of Green Building Rating Systems, e.g. LEED®, BREEAM®, DGNB

Intrinsic protection against back flow.


Recommended miscellaneous



Dispenser without rosette - Dark Chrome

82 424 970-19

Recommended miscellaneous

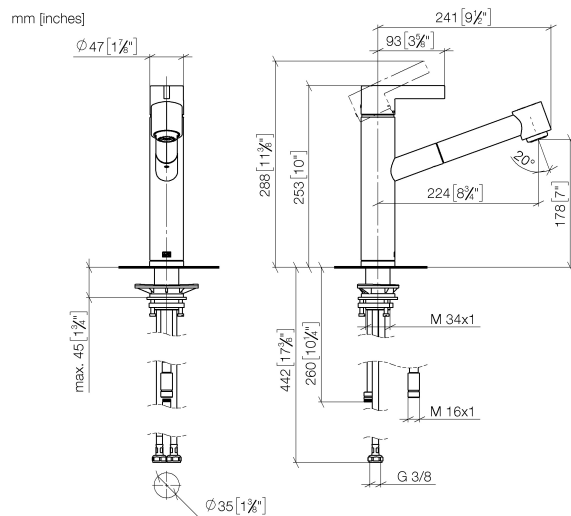


Strainer waste with control handle - Dark Chrome

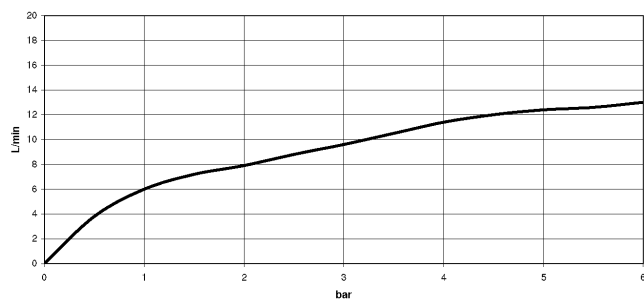
10 712 970-19

ENO Single-lever mixer Pull-out with spray function - Dark Chrome

33 875 760



Flow rate chart



Codes & Standards

Executive Order
no. 1007



ENO Single-lever mixer Pull-out with spray function - Dark Chrome

33 875 760

Certificates

GDV_0400

ENO Single-lever mixer Pull-out with spray function - Dark Chrome

33 875 760

