








LISSÉ Concealed single-lever mixer with diverter - Brushed Light Gold

LISSÉ

36 120 845 Product version from 2/20/2020



- automatic diverter
- cover plate 150 x 90 mm
- WRAS

| | | |
|---|-----------------------|---------------|
|  | Brushed Light Gold | 36 120 845-27 |
|  | Chrome | 36 120 845-00 |
|  | Brushed Platinum | 36 120 845-06 |
|  | Dark Chrome | 36 120 845-19 |
|  | Matte Black | 36 120 845-33 |
|  | Brushed Chrome | 36 120 845-93 |
|  | Brushed Dark Platinum | 36 120 845-99 |

Required miscellaneous



- Concealed single-lever mixer -** 35 020 970 90
- min. recess depth 80 mm
 - max. recess depth 105 mm

Required miscellaneous



- Concealed single-lever mixer with backflow preventor -** 35 021 970 90
- min. recess depth 80 mm
 - max. recess depth 105 mm



Flow rate chart



Codes & Standards

DIN 4109

ISO 3822

Scottish Water
Byelaws

UK Water Supply
Regulations

Ü-Zeichen



LISSE Concealed single-lever mixer with diverter - Brushed Light Gold

LISSE

36 120 845 Product version from 2/20/2020

Certificates and sustainability

LGA_19

WRAS_2207



Spare parts list

| No. | Item Number | Name | Quantity used | Delivery time |
|-----|--------------------|-----------|---------------|---------------|
| 1 | 90 15 05 039 00 90 | cartridge | 1.00 | 2 |
| 5 | 09 11 02 260-27 | sleeve | 1.00 | 60 |
| 7 | 90 31 11 030 00 90 | pin | 1.00 | 2 |
| 10 | 90 21 34 081 00 90 | diverter | 1.00 | 2 |
| 2 | 09 24 04 448 90 | nut | 1.00 | 2 |
| 6 | 09 20 84 022-27 | handle | 1.00 | 60 |
| 3 | 09 14 10 084 90 | seal | 1.00 | 2 |
| 4 | 09 11 02 301-27 | plate | 1.00 | 60 |
| 8 | 90 31 20 087 00-27 | plug | 1.00 | 30 |
| 11 | 90 30 09 064 00 90 | key | 1.00 | 2 |
| 9 | 90 31 09 139 00-27 | pull-rod | 1.00 | 30 |