

WATER FAN vertical Concealed body spray - Dark Chrome

SERIES-VARIOUS















36 513 979



- AQUAPRESSURE FLOW, max. flow rate 10 l/min (at 3 bar)
- water jet adjustable

Technical data:

- cover plate 240 x 60 mm
- 1/2" connection

	Dark Chrome	36 513 979-19
	Chrome	36 513 979-00
	Brushed Platinum	36 513 979-06
	Platinum	36 513 979-08
	Light Gold	36 513 979-26
	Brushed Light Gold	36 513 979-27
	Brushed Durabronze (23kt Gold)	36 513 979-28
	Matte Black	36 513 979-33
	Brushed Dark Brass	36 513 979-39
	Brushed Bronze	36 513 979-42
	Brushed Champagne (22kt Gold)	36 513 979-46
	Champagne (22kt Gold)	36 513 979-47
	Brushed Chrome	36 513 979-93
	Brushed Dark Platinum	36 513 979-99

Required miscellaneous



Concealed wall installation box - 35 206 970 90

- max. recess depth 173 mm
- min. recess depth 100 mm

36 513 979

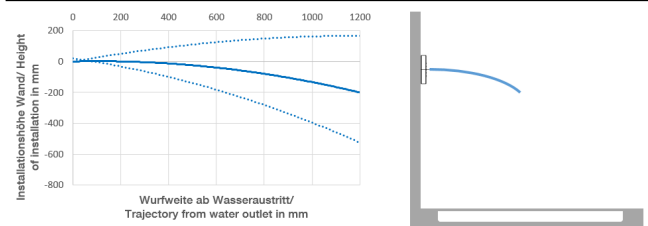
mm [inches]



Flow rate chart



Trajectory diagram



Codes & Standards

DIN 4109

ISO 3822

Scottish Water
Byelaws

UK Water Supply
Regulations

Ü-Zeichen



WATER FAN vertical Concealed body spray - Dark Chrome

SERIES-VARIOUS

36 513 979

Certificates and sustainability

LGA_29

WRAS_250602

36 513 979

