

WATER POINTS Concealed body spray FlowReduce - Brushed Champagne (22kt Gold)

36 515 979 Product version from 4/1/2024



- HORIZONTAL RAIN, max. flow rate 6 l/min (at 3 bar)
- with anti-scale system
- cover plate 120 x 120 mm
- This product can help a building meet the requirements of Green Building Rating Systems, e.g. LEED®, BREEAM®, DGNB
- WRAS

Flow restrictor (8.3 l/min) to extend shower jet from approx. 500 mm to approx. 1000 mm

Flow restrictor (8.3 l/min) to extend shower jet from approx. 500 mm to approx. 1000 mm

| | | |
|-------------------------------------------------------------------------------------|--------------------------------|---------------|
|  | Brushed Champagne (22kt Gold) | 36 515 979-46 |
|  | Chrome | 36 515 979-00 |
|  | Brushed Platinum | 36 515 979-06 |
|  | Platinum | 36 515 979-08 |
|  | Dark Chrome | 36 515 979-19 |
|  | Light Gold | 36 515 979-26 |
|  | Brushed Light Gold | 36 515 979-27 |
|  | Brushed Durabronze (23kt Gold) | 36 515 979-28 |
|  | Matte Black | 36 515 979-33 |
|  | Brushed Bronze | 36 515 979-42 |
|  | Champagne (22kt Gold) | 36 515 979-47 |
|  | Brushed Chrome | 36 515 979-93 |
|  | Brushed Dark Platinum | 36 515 979-99 |

Required miscellaneous



WATER POINTS Adapter plate - 12 305 970 90
 •adapter plate for mounting concealed rough parts 35 205 970 90 on the xGRID installation track.

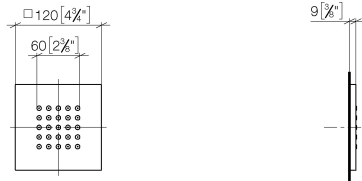
Required miscellaneous



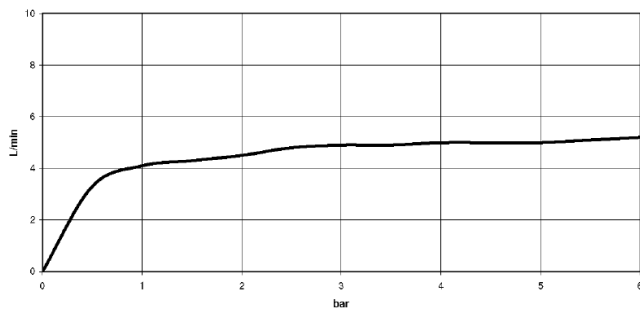
Concealed wall installation box - 35 205 970 90
 •max. recess depth mm
 •min. recess depth mm

WATER POINTS Concealed body spray FlowReduce - Brushed Champagne (22kt Gold)

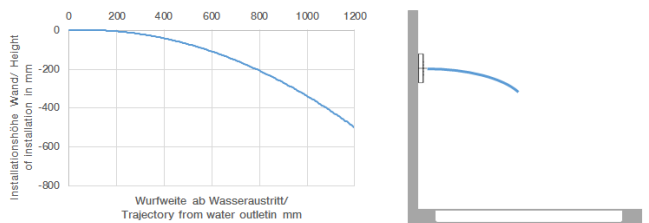
36 515 979 Product version from 4/1/2024
mm [inches]



Flow rate chart



Trajectory diagram



Codes & Standards

ASME A112.18.1 cUPC DIN 4109 ISO 3822

Ü-Zeichen



WATER POINTS Concealed body spray FlowReduce - Brushed Champagne (22kt Gold)

36 515 979 Product version from 4/1/2024

Certificates

LGA_18

IAPMO_4976 (

**WATER POINTS Concealed body spray FlowReduce - Brushed Champagne
(22kt Gold)**

36 515 979 Product version from 4/1/2024



Spare parts list

| No. | Item Number | Name | Quantity used | Delivery time |
|-----|--------------------|--------------|---------------|---------------|
| 1 | 09 28 01 024 90 | holder | 1 | 2 |
| 2 | 09 30 31 022 90 | screw | 4 | 2 |
| 3 | 09 30 30 031 90 | screw | 8 | 2 |
| 4 | 09 30 11 024 90 | disc | 8 | 2 |
| 5 | 09 12 12 205 90 | base | 1 | 2 |
| 6 | 09 16 01 016 90 | ring | 1 | 2 |
| 7 | 90 23 01 032 00 90 | flow reducer | 1 | 2 |
| 8 | 09 14 10 130 90 | seal | 1 | 2 |
| 9 | 09 16 01 017 90 | ring | 1 | 2 |
| 10 | 09 17 11 146 90 | distributor | 1 | 60 |
| 11 | 09 17 97 057 90 | holder | 1 | 2 |
| 12 | 09 29 30 043 90 | insert | 1 | 2 |
| 13 | 09 12 01 075 90 | insert | 1 | 2 |
| 14 | 09 14 03 117 90 | seal | 1 | 2 |
| 15 | 09 27 98 004-46 | rosette | 1 | 30 |
| 16 | 09 31 11 048 90 | pin | 1 | 2 |
| 17 | 09 23 01 052 90 | flow reducer | 1 | 2 |