


WATER BAR Concealed body spray FlowReduce - Dark Chrome

SERIES-VARIOUS















36 517 979



- HORIZONTAL RAIN, max. flow rate 6 l/min (at 3 bar)
- Function from: l/min
- with anti-scale system
- cover plate 240 x 60 mm
- 1/2" connection

Notes:

- This product can help a building meet the requirements of Green Building Rating Systems, e.g. LEED®, BREEAM®, DGNB

	Dark Chrome	36 517 979-19
	Chrome	36 517 979-00
	Brushed Platinum	36 517 979-06
	Platinum	36 517 979-08
	Light Gold	36 517 979-26
	Brushed Light Gold	36 517 979-27
	Brushed Durabronze (23kt Gold)	36 517 979-28
	Matte Black	36 517 979-33
	Brushed Dark Brass	36 517 979-39
	Brushed Bronze	36 517 979-42
	Brushed Champagne (22kt Gold)	36 517 979-46
	Champagne (22kt Gold)	36 517 979-47
	Brushed Chrome	36 517 979-93
	Brushed Dark Platinum	36 517 979-99

Required miscellaneous



Concealed wall installation box - 35 206 970 90

- max. recess depth 173 mm
- min. recess depth 100 mm

36 517 979

mm [inches]



Flow rate chart



Trajectory diagram



Codes & Standards

DIN 4109

ISO 3822

Ü-Zeichen



WATER BAR Concealed body spray FlowReduce - Dark Chrome

SERIES-VARIOUS

36 517 979

Certificates and sustainability

LGA_19

