



TARA Wall-mounted basin mixer without pop-up waste - Dark Chrome

TARA

36 717 882



- 240mm projection
- fixed spout
- circular, air-enriched flow
- hole diameter valve 40 mm
- hole diameter spout 40 mm
- rosette Ø 55 mm
- max. flow 7 l/min
- lead-free
- WRAS
- This product can help a building meet the requirements of Green Building Rating Systems, e.g. LEED®, BREEAM®, DGNB

	Dark Chrome	36 717 882-19
	Chrome	36 717 882-00
	Brushed Platinum	36 717 882-06
	Platinum	36 717 882-08
	Brushed Durabronze (23kt Gold)	36 717 882-28
	Matte Black	36 717 882-33
	Brushed Dark Brass	36 717 882-39
	Brushed Bronze	36 717 882-42
	Brushed Champagne (22kt Gold)	36 717 882-46
	Champagne (22kt Gold)	36 717 882-47
	Brushed Chrome	36 717 882-93
	Brushed Dark Platinum	36 717 882-99

Required miscellaneous



- Concealed wall-mounted mixer centred spout -** 35 700 970 90
- max. recess depth 145 mm
 - min. recess depth 85 mm

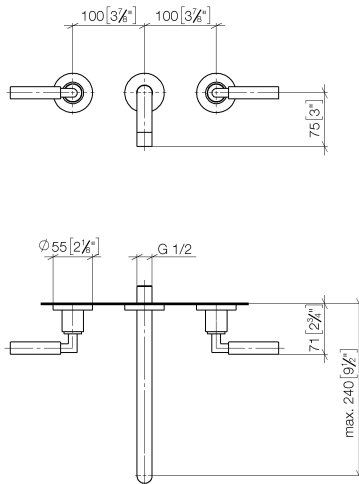
Required miscellaneous



- Concealed wall-mounted mixer variable positioning -** 35 720 970 90
- min. recess depth 85 mm
 - max. recess depth 145 mm

36 717 882

mm [inches]



Flow rate chart



Codes & Standards

DIN 4109

ISO 3822

Ü-Zeichen



TARA Wall-mounted basin mixer without pop-up waste - Dark Chrome

TARA

36 717 882

Certificates and sustainability

LGA_18

