












META Wall-mounted single-lever basin mixer without pop-up waste - Brushed Light Gold

META

36 805 661	Product version from 4/1/2024		
	<ul style="list-style-type: none"> <li>160mm projection</li> <li>fixed spout</li> <li>circular, air-enriched flow</li> <li>hole diameter 60 mm</li> <li>rosette Ø 78 mm</li> <li>max. spout flow rate 5.7 l/min</li> <li>with single-point mounting</li> </ul>		<div>Brushed Light Gold</div> <div>36 805 661-27</div>
			<div>Chrome</div> <div>36 805 661-00</div>
			<div>Brushed Platinum</div> <div>36 805 661-06</div>
			<div>Dark Chrome</div> <div>36 805 661-19</div>
			<div>Light Gold</div> <div>36 805 661-26</div>
			<div>Matte Black</div> <div>36 805 661-33</div>
			<div>Brushed Bronze</div> <div>36 805 661-42</div>
			<div>Brushed Champagne (22kt Gold)</div> <div>36 805 661-46</div>
			<div>Champagne (22kt Gold)</div> <div>36 805 661-47</div>
			<div>Brushed Chrome</div> <div>36 805 661-93</div>
			<div>Brushed Dark Platinum</div> <div>36 805 661-99</div>

Required miscellaneous

	<div> <div>Concealed wall mounting -</div> <ul style="list-style-type: none"> <li>min. recess depth 80 mm</li> <li>max. recess depth 105 mm</li> </ul> </div>	35 050 970 90
--	---	---------------

META Wall-mounted single-lever basin mixer without pop-up waste - Brushed  
Light Gold

META

36 805 661 Product version from 4/1/2024



Flow rate chart



Codes & Standards

DIN 4109

ISO 3822

Ü-Zeichen



## META Wall-mounted single-lever basin mixer without pop-up waste - Brushed Light Gold

---

META

36 805 661 Product version from 4/1/2024

Certificates and sustainability

---

LGA\_38



## Spare parts list

No.	Item Number	Name	Quantity used	Delivery time
3	90 27 66 026 00-27	rosette	1.00	30
6	09 24 04 266 90	nut	1.00	2
11	90 30 30 229 00 90	screw	2.00	2
4	09 31 11 144 90	pin	1.00	2
7	09 14 10 120 90	seal	1.00	2
2	90 24 01 046 01 90	connection	2.00	2
5	90 15 05 044 00 90	cartridge	1.00	2
10	90 23 01 168 00-27	aerator	1.00	30
8	09 28 30 043-27	cover	1.00	60
9	90 20 66 024 00-27	handle	1.00	30
1	90 30 11 232 00 90	disc	1.00	2