

# MADISON Showerpipe with shower mixer -








MADISON

ST 050 301 6360




- shower with fixed riser projection 420mm
- Rain shower: PURE RAIN, max. flow rate 14 l/min (at 3 bar)
- Function from: 8 l/min
- rain shower Ø 200 mm
- Hand shower: COMPACT RAIN, max. flow rate 9 l/min (at 3 bar)
- spray head Ø 64mm
- rotary diverter for fixed-riser shower/hand shower
- height of fittings up to top edge of elbow 1180mm
- height of fittings up to rain shower (bottom edge) 1009mm
- rosette for shower holder Ø 66mm
- rosette for wall mounting Ø 70mm
- rosette for shower mixer Ø 60mm
- gauge 150 mm - 13 mm
- metal shower hose 1250mm with integrated anti-twist protection
- 1/2" connection
- Pipe diameter 20 mm

ST 050 301 6360-39

	Chrome	ST 050 301 6360-00
	Brushed Platinum	ST 050 301 6360-06
	Platinum	ST 050 301 6360-08
	Durabrand (23kt Gold)	ST 050 301 6360-09
	Brushed Durabrand (23kt Gold)	ST 050 301 6360-28
	Brushed Bronze	ST 050 301 6360-42
	Brushed Dark Platinum	ST 050 301 6360-99

## Individual components of this set

You need the following components for this set



1x 26 632 360-39

**MADISON Showerpipe with shower mixer -**

**MADISON**

ST 050 301 6360




- shower with fixed riser projection 420mm
- overhead shower: rain flow
- rain shower Ø 200 mm
- max. rainshower flow 14 l/min
- Function from: 8 l/min
- rotary diverter for fixed-riser shower/hand shower
- height of fittings up to top edge of elbow 1180mm
- height of fittings up to rain shower (bottom edge) 1009mm
- rosette for shower holder Ø 66mm
- rosette for wall mounting Ø 70mm
- rosette for shower mixer Ø 60mm
- gauge 150 mm - 13 mm
- metal shower hose 1250mm with integrated anti-twist protection
- 1/2" connection
- Pipe diameter 20 mm
- This product can help a building meet the requirements of Green Building Rating Systems, e.g. LEED®, BREEAM®, DGNB
- WRAS 2204012


This article does not include a hand shower!


Intrinsic protection against back flow.


26 632 360-3


	Chrome	26 632 360-0
--	--------	--------------


	Brushed Platinum	26 632 360-0
--	------------------	--------------

	Platinum	26 632 360-0
--	----------	--------------

	Durabrand (23kt Gold)	26 632 360-0
--	-----------------------	--------------

	Brushed Durabrand (23kt Gold)	26 632 360-2
--	-------------------------------	--------------

	Brushed Bronze	26 632 360-4
--	----------------	--------------

	Brushed Bronze	26 632 360-42 005
--	----------------	-------------------

26 632 360-4

	Brushed Dark Platinum	26 632 360-9
--	-----------------------	--------------



MADISON Showerpipe with shower mixer -

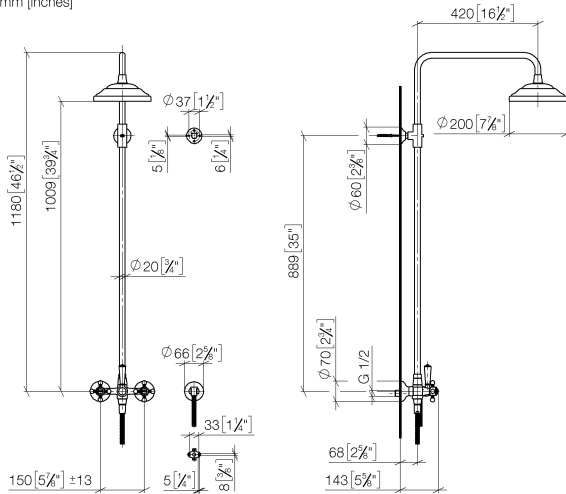
MADISON

ST 050 301 6360

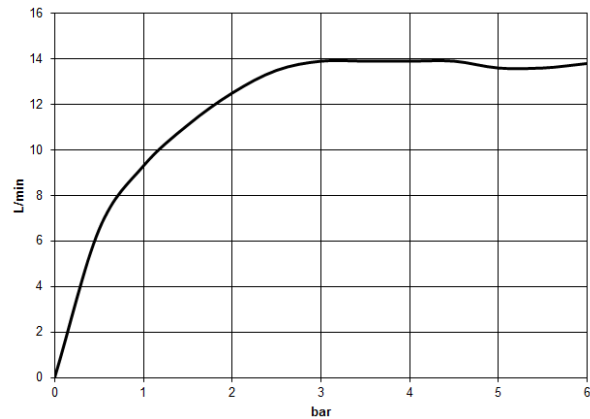
:9  
—  
0  
—  
6  
—  
8  
—  
9  
—  
8  
—  
2  
—  
0  
—  
3  
—  
9  
—

ST 050 301 6360

mm [inches]



### Flow rate chart



### Certificates

LGA\_29

Codes & Standards

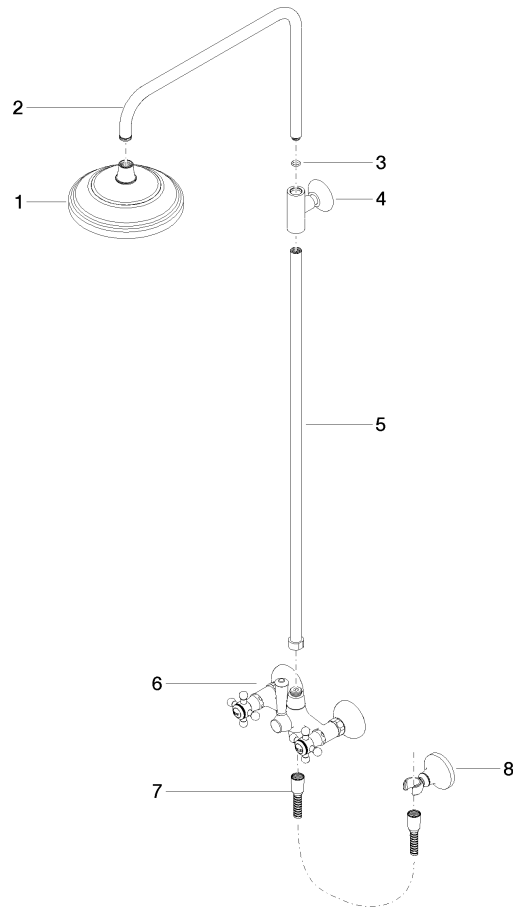
DIN 4109

ISO 3822

Ü-Zeichen



Parts for other  
finishes can be found  
here: [Chrome](#)



## Spare parts list