

WATER FALL Cascade spout for wall mounting - Brushed Platinum

SERIES-VARIOUS














13 420 979 Product version from 4/1/2023



- CASCADE, max. flow rate 26.5 l/min (at 3 bar)
- Function from: l/min

Technical data:

- cover plate 240 x 60 mm
- 120mm projection
- 1/2" connection
- plug-link mounting

	Brushed Platinum	13 420 979-06
	Chrome	13 420 979-00
	Platinum	13 420 979-08
	Dark Chrome	13 420 979-19
	Light Gold	13 420 979-26
	Brushed Light Gold	13 420 979-27
	Brushed Durabronze (23kt Gold)	13 420 979-28
	Matte Black	13 420 979-33
	Brushed Dark Brass	13 420 979-39
	Brushed Bronze	13 420 979-42
	Brushed Champagne (22kt Gold)	13 420 979-46
	Champagne (22kt Gold)	13 420 979-47
	Brushed Chrome	13 420 979-93

Recommended miscellaneous



Concealed wall elbow -

- max. recess depth 163 mm
- min. recess depth 90 mm

35 085 970 90

Recommended miscellaneous



Concealed wall elbow -

- max. recess depth 163 mm
- min. recess depth 90 mm

35 085 970 90

13 420 979 Product version from 4/1/2023

mm [inches]



Flow rate chart



Trajectory diagram



Codes & Standards

ASME A112.18.1

cUPC

DIN 4109

ISO 3822

Scottish Water
Byelaws

UK Water Supply
Regulations

Ü-Zeichen



WATER FALL Cascade spout for wall mounting - Brushed Platinum

SERIES-VARIOUS

13 420 979 Product version from 4/1/2023

Certificates and sustainability

LGA_18 IAPMO_4976 WRAS_2111



Spare parts list

No.	Item Number	Name	Quantity used	Delivery time
7	09 27 97 034-06	rosette	1.00	10
11	09 30 01 104-06	casing	1.00	10
4	09 14 10 504 90	seal	1.00	2
9	09 30 30 147 90	screw	2.00	2
6	09 17 11 044 20 90	distributor	1.00	2
13	09 11 94 046-06	spout	1.00	10
8	09 31 11 049 90	pin	4.00	2
3	90 24 05 008 00 90	nipple set	1.00	2
2	09 17 97 056 90	holder	1.00	2
10	09 30 30 086 90	screw	4.00	2
1	04 30 31 024 01 90	fixing set	1.00	2
12	09 14 03 504 90	seal	1.00	2
5	90 29 30 040 00 90	insert	1.00	2