







CL.1 Deck-mounted basin spout without pop-up waste - Chrome

CL.1

13 715 705 Product version from 3/9/2015 to 6/15/2021



- 160mm projection
- fixed spout
- rectangular spray pattern with 40 individual jets
- height of mixer 204 mm
- height up to aerator 190 mm
- hole diameter 35 mm
- 2x screw-in M 10 x 1 pressure hose, leak-tested
- 1/2" connection
- max. flow 4 l/min
- lead-free
- This product can help a building meet the requirements of Green Building Rating Systems, e.g. LEED®, BREEAM®, DGNB
- WRAS

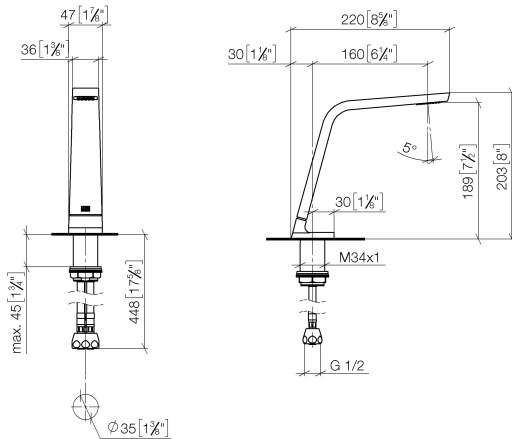
| | | |
|---|-------------------------------|---------------|
|  | Chrome | 13 715 705-00 |
|  | Brushed Platinum | 13 715 705-06 |
|  | Dark Chrome | 13 715 705-19 |
|  | Brushed Champagne (22kt Gold) | 13 715 705-46 |
|  | Champagne (22kt Gold) | 13 715 705-47 |
|  | Brushed Dark Platinum | 13 715 705-99 |

CL.1 Deck-mounted basin spout without pop-up waste - Chrome

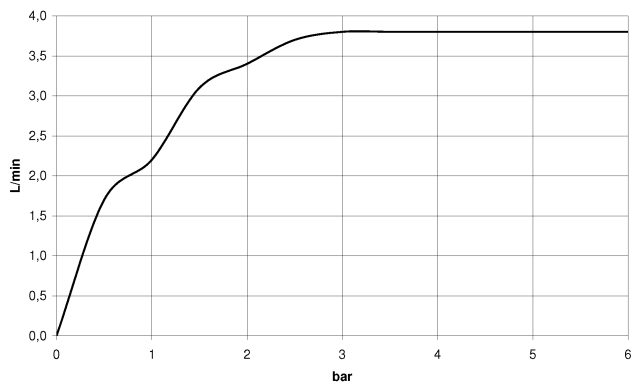
CL.1

13 715 705 Product version from 3/9/2015 to 6/15/2021

mm [inches]



Flow rate chart



Codes & Standards

| ASME A112.18.1 | cUPC | DIN 4109 | EPA WaterSense |
|----------------|------|----------|----------------|
|----------------|------|----------|----------------|

| | | | |
|-----------------------------|----------|--------|-------|
| Executive Order no. 1007 | ISO 3822 | NSF372 | NSF61 |
|-----------------------------|----------|--------|-------|

| | | | |
|---------------------------|--------------------------------|-----------|------------|
| Scottish Water Byelaws | UK Water Supply Regulations | Ü-Zeichen | WaterSense |
|---------------------------|--------------------------------|-----------|------------|





CL.1 Deck-mounted basin spout without pop-up waste - Chrome

CL.1

13 715 705 Product version from 3/9/2015 to 6/15/2021

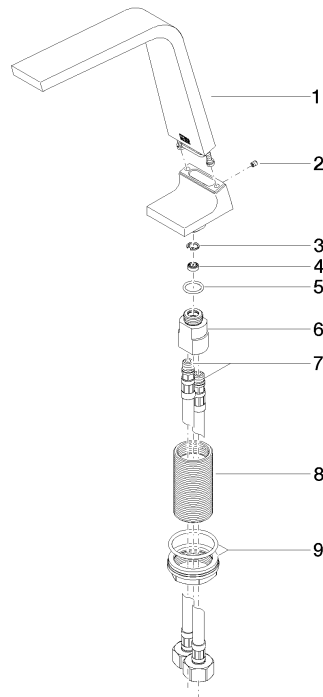
Certificates and sustainability

| | | | | |
|-----------|---------|-----------|------------|------------|
| GDV_0400 | LGA_28 | IAPMO_N-4 | IAPMO_4976 | IAPMO_8834 |
| WRAS_1512 | IAPMO_6 | | | |

CL.1 Deck-mounted basin spout without pop-up waste - Chrome

CL.1

13 715 705 Product version from 3/9/2015 to 6/15/2021



Spare parts list

| No. | Item Number | Name | Quantity used | Delivery time |
|-----|--------------------|--------------|---------------|---------------|
| 9 | 04 23 10 044 06 90 | fixing set | 1.00 | 2 |
| 2 | 09 31 11 044 90 | pin | 1.00 | 2 |
| 8 | 09 30 01 208 90 | connection | 1.00 | 2 |
| 1 | 90 11 70 003 00-00 | spout | 1.00 | 10 |
| 7 | 04 30 04 019 00 90 | hose | 2.00 | 2 |
| 6 | 09 11 10 055 10 90 | connection | 1.00 | 2 |
| 3 | 09 16 01 016 90 | ring | 1.00 | 2 |
| 5 | 09 14 10 130 90 | seal | 1.00 | 2 |
| 4 | 09 23 01 034 90 | flow reducer | 1.00 | 2 |