

MEM Deck-mounted basin spout with pop-up waste - Brushed Durabrass (23kt Gold)









MEM

13 715 782    Product version from 3/10/2014 to 6/16/2021



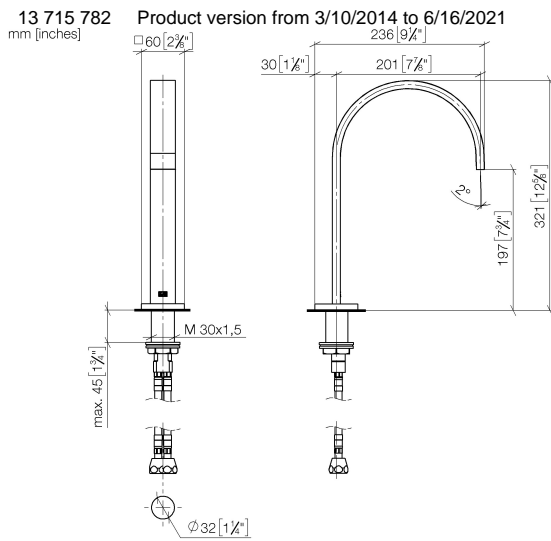
- 200mm projection
- fixed spout
- rectangular, air-enriched flow
- height of mixer 321 mm
- height up to aerator 190 mm
- hole diameter 35 mm
- 2x screw-in M 10 x 1 pressure hose, leak-tested
- rosette 60 x 60 mm
- max. flow 5.7 l/min
- lead-free
- This product can help a building meet the requirements of Green Building Rating Systems, e.g. LEED®, BREEAM®, DGNB

Only suitable for basins with an overflow.

	Brushed Durabrass (23kt Gold)	13 715 782-28
	Chrome	13 715 782-00
	Brushed Platinum	13 715 782-06
	Platinum	13 715 782-08
	Dark Chrome	13 715 782-19
	Brushed Champagne (22kt Gold)	13 715 782-46
	Champagne (22kt Gold)	13 715 782-47
	Brushed Dark Platinum	13 715 782-99

## MEM Deck-mounted basin spout with pop-up waste - Brushed Durabrass (23kt Gold)

MEM



### Flow rate chart



### Codes & Standards

Executive Order  
no. 1007



## MEM Deck-mounted basin spout with pop-up waste - Brushed Durabronz (23kt Gold)

MEM

---

13 715 782 Product version from 3/10/2014 to 6/16/2021

Certificates and sustainability

---

GDV\_0400

# MEM Deck-mounted basin spout with pop-up waste - Brushed Durabronz (23kt Gold)

MEM

13 715 782 Product version from 3/10/2014 to 6/16/2021

Parts for other  
finishes can be found  
here: Chrome



## Spare parts list

No.	Item Number	Name	Quantity used	Delivery time
	3 09 11 10 054 10 90	connection	1.00	2
	4 09 14 10 130 90	seal	1.00	2
	7 04 23 10 009 01 90	fixing set	1.00	2
	5 09 11 10 055 10 90	connection	1.00	2
	9 09 31 20 065 90	plug	1.00	2
	6 04 30 04 019 00 90	hose	2.00	2
	2 09 27 78 034-28	rosette	1.00	20
	1 90 28 22 155 01-28	spout	1.00	20
	10 10 125 970-28	Basin Waste with push fastening 1 1/4" - Brushed Durabronz (23kt Gold)	1.00	2
	8 90 14 10 060 00 90	seal	1.00	2