



- 142mm projection
- rigid, thermally insulated spout
- laminar flow
- height of mixer 248 mm
- height up to laminar flow regulator 226 mm
- hole diameter 35 mm
- provides filtered, hot water up to 93°C
- provides filtered, cold water
- max. flow 2 l/min at 3 bar flow pressure
- ready-to-use control unit for wall mounting (137mm x 159mm x 60mm)
- electronic magnetic valve
- 100-230 V, 50-60 Hz, 18 W power supply unit, incl. country-specific adapter set
- lead-free
- Spout ring cannot be removed.
- This product can help a building meet the requirements of Green Building Rating Systems, e.g. LEED®, BREEAM®, DGNB

A minimum flow pressure of 3 bar is necessary for the HOT & COLD WATER DISPENSER to work perfectly in conjunction with a hot water tank and filter.

The installation must be above a kitchen sink.

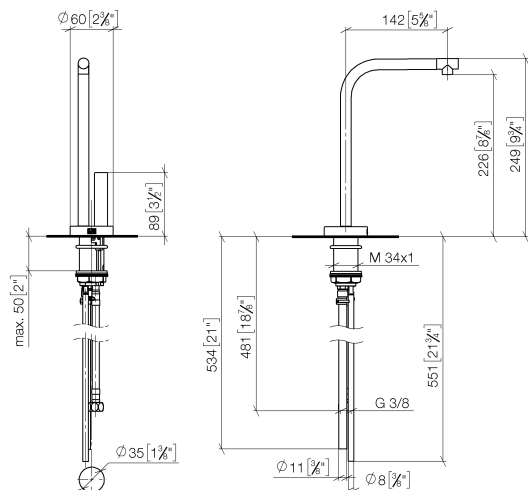
The filter cartridge must be changed every six months. The installation instructions contain further information for guidance.

Detailed planning information and technical data can be found at [www.dornbracht.com/professional](http://www.dornbracht.com/professional)

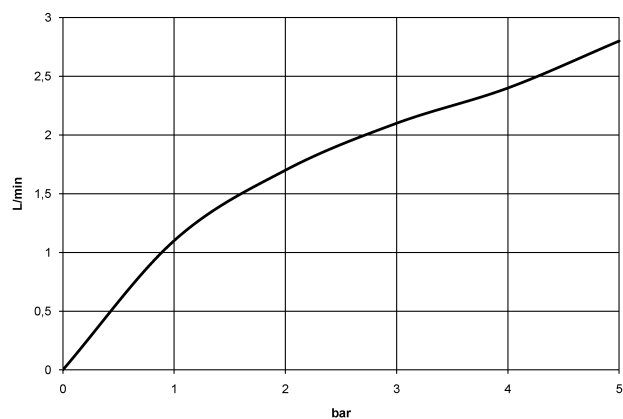
	Champagne (22kt Gold)	17 861 790-47
	Chrome	17 861 790-00
	Brushed Platinum	17 861 790-06
	Platinum	17 861 790-08
	Dark Chrome	17 861 790-19
	Brushed Durabronze (23kt Gold)	17 861 790-28
	Brushed Champagne (22kt Gold)	17 861 790-46
	Brushed Chrome	17 861 790-93
	Brushed Dark Platinum	17 861 790-99

17 861 790 Product version from 5/28/2022

mm [inches]



### Flow rate chart



### Codes & Standards

NSF372

NSF61



ELIO HOT & COLD WATER DISPENSER - Champagne (22kt Gold)

ELIO

17 861 790    Product version from 5/28/2022

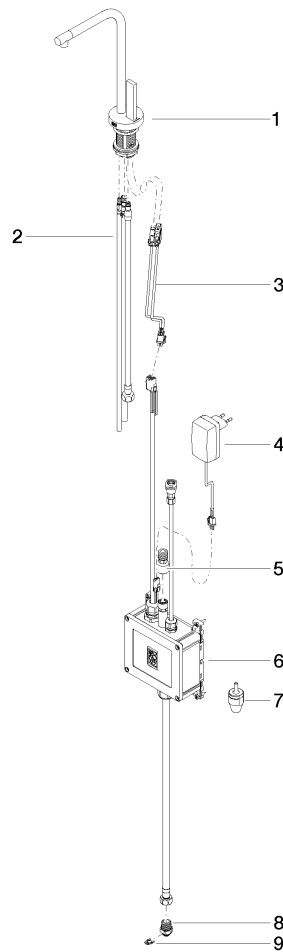
Certificates and sustainability

IAPMO\_N-4

IAPMO\_6

17 861 790 Product version from 5/28/2022

Parts for other  
finishes can be found  
here: [Chrome](#)



## Spare parts list

No.	Item Number	Name	Quantity used	Delivery time
8	09 24 04 293 90	nipple	1.00	2
2	90 30 04 067 00 90	hose	1.00	2
5	12 866 970 90	Adapter Flow restrictor HCWD 3/8" -	1.00	2
9	09 16 01 045 90	ring	1.00	2
1	90 17 85 100 04-47	fitting	1.00	30
7	90 24 04 291 00 90	insert	1.00	2
3	90 10 01 048 00 90	electronic accessories	1.00	2
4	04 10 01 246 00 90	electronic accessories	1.00	2
6	90 11 11 064 01 90	electronic accessories	1.00	2