
















VAIA Three-hole bridge mixer Pull-down with spray function - Brushed Dark Platinum
VAIA

19 870 809	Product version from 7/1/2023		
	<ul style="list-style-type: none"> • 240mm projection • pivotable spout 360° • Optional swivel limiter available with swivel limiter set 12 823 970 90 • air-enriched flow and spray flow • 1800 mm metal shower hose • sprayface with anti-scaling system • max. flow 8 l/min at 3 bar flow pressure • lead-free • Flow modes can be changed while the water is running • This product can help a building meet the requirements of Green Building Rating Systems, e.g. LEED®, BREEAM®, DGNB <p>Intrinsic protection against back flow.</p>	<div>  Brushed Dark Platinum 19 870 809-99 </div> <div>  Chrome 19 870 809-00 </div> <div>  Brushed Platinum 19 870 809-06 </div> <div>  Platinum 19 870 809-08 </div> <div>  Durabrass (23kt Gold) 19 870 809-09 </div> <div>  Dark Chrome 19 870 809-19 </div> <div>  Brushed Durabrass (23kt Gold) 19 870 809-28 </div> <div>  Matte Black 19 870 809-33 </div> <div>  Brushed Bronze 19 870 809-42 </div> <div>  Brushed Champagne (22kt Gold) 19 870 809-46 </div> <div>  Champagne (22kt Gold) 19 870 809-47 </div> <div>  Brushed Chrome 19 870 809-93 </div>	

Recommended miscellaneous		Recommended miscellaneous	
	Swivel limitation set - 12 823 970 90		VAIA Dispenser with rosette - Brushed Dark Platinum 82 434 809-99

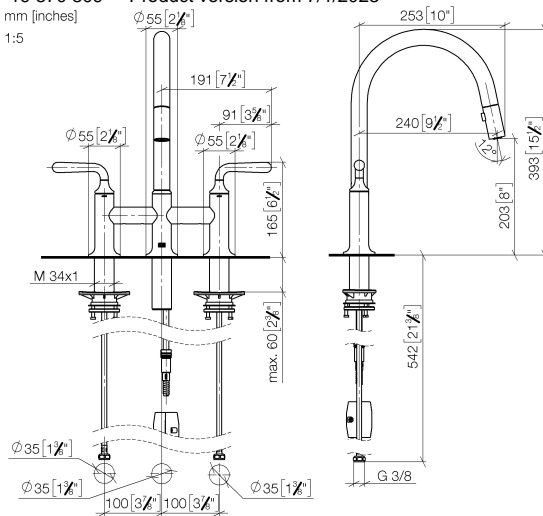
VAIA Three-hole bridge mixer Pull-down with spray function - Brushed Dark Platinum

VAIA

19 870 809 Product version from 7/1/2023

mm [inches]

1:5



Flow rate chart



Codes & Standards

DIN 4109

EN 1717

ISO 3822

Ü-Zeichen



VAIA Three-hole bridge mixer Pull-down with spray function - Brushed Dark Platinum

VAIA

19 870 809 Product version from 7/1/2023

Certificates and sustainability

LGA_38

Belgaqua_24-005-2



Spare parts list

No.	Item Number	Name	Quantity used	Delivery time
7	04 21 50 010 00 90	accessories	1.00	2
5	04 30 11 040 00 90	fixing set	2.00	2
3	90 12 12 232 00 90	fixing cap	2.00	2
2	90 20 80 057 00-99	handle	2.00	20
1	90 28 22 397 00-99	spout	1.00	20
4	90 90 03 130 00 90	top	1.00	2
6	04 30 04 100 00 90	hose	2.00	2
12	90 18 40 317 00-99	shower	1.00	20
10	04 28 20 067 00 90	pipe	1.00	2
9	90 24 03 253 00 90	adaptor	1.00	2
11	90 90 03 131 00 90	top	1.00	2
8	04 30 02 120 00-85	hose	1.00	10