

CL.1 Deck valve anti-clockwise closing hot - Champagne (22kt Gold)

CL.1

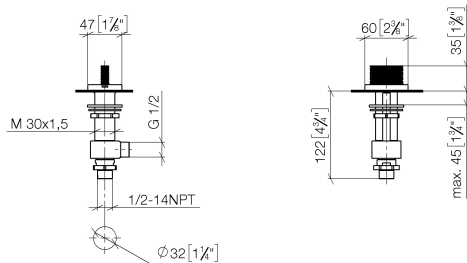
20 006 706    Product version from 3/9/2015



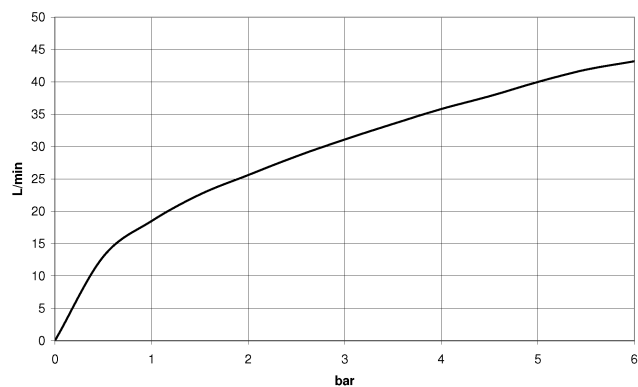
- with CASCADE structure
- hole diameter 32 mm
- rosette 60 x 47 mm
- with hot marking
- WRAS

	Champagne (22kt Gold)	20 006 706-47
	Chrome	20 006 706-00
	Brushed Platinum	20 006 706-06
	Dark Chrome	20 006 706-19
	Brushed Champagne (22kt Gold)	20 006 706-46
	Brushed Dark Platinum	20 006 706-99

mm [inches]



### Flow rate chart



### Codes & Standards

DIN 4109

ISO 3822

NSF372

NSF61

Scottish Water  
Byelaws

UK Water Supply  
Regulations

Ü-Zeichen



CL.1 Deck valve anti-clockwise closing hot - Champagne (22kt Gold)

CL.1

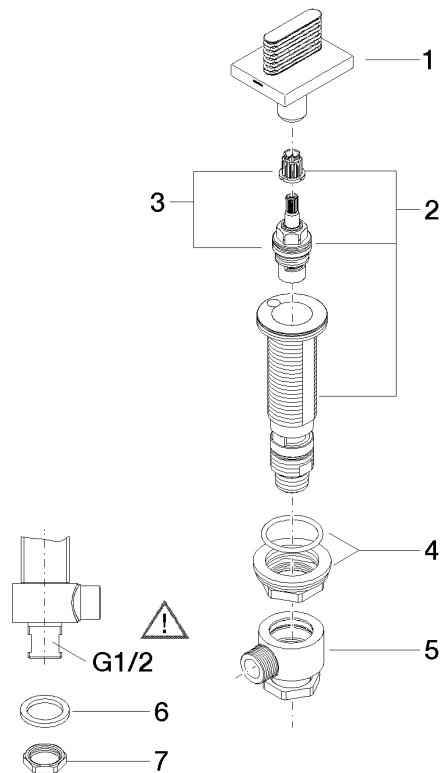
20 006 706    Product version from 3/9/2015

Certificates and sustainability

IAPMO_N-4	LGA_28	IAPMO_6	WRAS_240202
-----------	--------	---------	-------------

20 006 706 Product version from 3/9/2015

Parts for other  
finishes can be found  
here: [Chrome](#)



## Spare parts list

No.	Item Number	Name	Quantity used	Delivery time
7	09 30 11 059 90	disc	1.00	2
3	90 90 03 152 00 90	top	1.00	2
4	04 23 10 032 78 90	fixing set	1.00	2
2	04 17 11 058 52 90	side panel	1.00	2
1	90 20 70 053 07-47	handle ( hot )	1.00	30
6	90 23 30 040 00-47	threaded connector	1.00	30
8	09 23 10 012 90	nut	1.00	2
5	04 17 11 023 10 90	distributor	1.00	2