



Rain shower:

- rain shower Ø 220 mm
- overhead shower: rain flow
- max. rainshower flow 7 l/min
- Function from: l/min

hand shower:

Control element:

- rotary diverter for fixed-riser shower/hand shower
- 1500 mm metal shower hose

Technical data:

- shower with fixed riser projection 420mm
- height of fittings up to rain shower (bottom edge) 1007mm
- height of fittings up to top edge of elbow 1167mm
- rosette for wall mounting Ø 57mm
- rosette for shower holder Ø 55mm
- rosette for shower mixer Ø 65mm
- Pipe diameter 20 mm
- gauge 150 mm - 13 mm
- 1/2" connection

Notes:

- This product can help a building meet the requirements of Green Building Rating Systems, e.g. LEED®, BREEAM®, DGNB

This article does not include a hand shower!

Intrinsic protection against back flow.

This article does not include a hand shower!

Intrinsic protection against back flow.


	Chrome	26 633 892-00
	Brushed Platinum	26 633 892-06
	Platinum	26 633 892-08
	Dark Chrome	26 633 892-19
	Brushed Durabronze (23kt Gold)	26 633 892-28
	Matte Black	26 633 892-33
	Brushed Dark Brass	26 633 892-39
	Brushed Bronze	26 633 892-42
	Brushed Champagne (22kt Gold)	26 633 892-46
	Champagne (22kt Gold)	26 633 892-47
	Brushed Chrome	26 633 892-93
	Brushed Dark Platinum	26 633 892-99

TARA Showerpipe without hand shower FlowReduce 220 mm - Chrome


TARA

26 633 892 Product version from 4/1/2024


Required miscellaneous

	Hand shower - Chrome	28 017 979-00
---	-----------------------------	---------------


Required miscellaneous

	Hand shower FlowReduce - Chrome	28 016 979-00 0010
---	--	--------------------

Required miscellaneous

	Hand shower - Chrome	28 012 979-00
---	-----------------------------	---------------

Required miscellaneous

	Hand shower - Chrome	28 016 979-00
---	-----------------------------	---------------


Required miscellaneous

	SERIES-VARIOUS Hand shower FlowReduce - Chrome	28 025 979-00 0010
---	---	--------------------


Required miscellaneous

	SERIES-VARIOUS Hand shower FlowReduce - Chrome	28 029 979-00 0010
---	---	--------------------


Required miscellaneous

	Hand shower FlowReduce - Chrome	28 012 979-00 0010
---	--	--------------------


Required miscellaneous

	Hand shower - Chrome	28 018 979-00
---	-----------------------------	---------------

Required miscellaneous

	Hand shower - Chrome	28 015 979-00
---	-----------------------------	---------------

Required miscellaneous

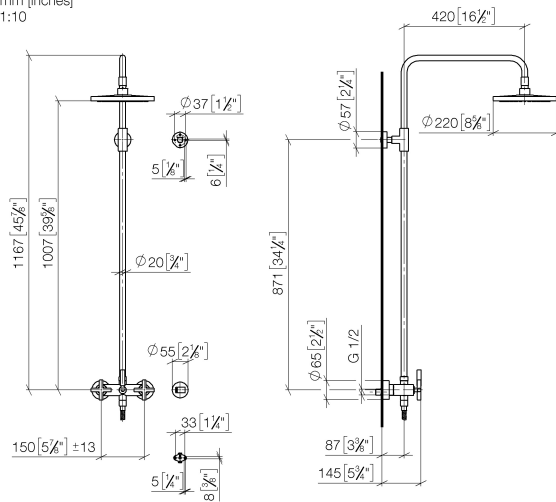
	Hand shower FlowReduce - Chrome	28 018 979-00 0010
---	--	--------------------

Required miscellaneous

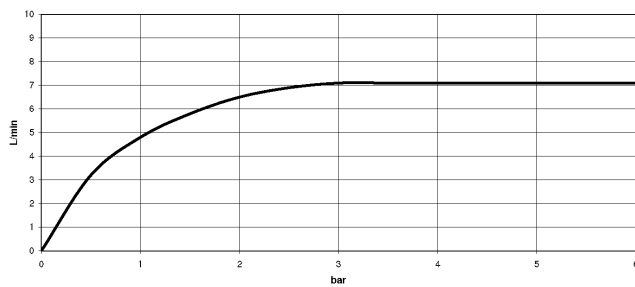
	SERIES-VARIOUS Hand shower FlowReduce - Chrome	28 027 979-00 0010
---	---	--------------------

26 633 892 Product version from 4/1/2024

mm [inches]
1:10



Flow rate chart



Codes & Standards

DIN 4109

EN 1717

ISO 3822

Scottish Water
Byelaws

UK Water Supply
Regulations

Ü-Zeichen



TARA Showerpipe without hand shower FlowReduce 220 mm - Chrome

TARA

26 633 892 Product version from 4/1/2024

Certificates and sustainability

Belgaqua_21-023-2 WRAS_2204

LGA_38

