

TARA Hand shower set with individual rosettes FlowReduce - Matte Black

TARA

27 803 892 Product version from 6/30/2015 to 7/11/2018



























- Three or five settings: COMPACT RAIN, COMPACT SOFT FLOW, COMPACT AQUAPRESSURE FLOW, max. flow rate 6.8 l/min (at 3 bar)
- with anti-scale system
- metal shower hose 1250mm with integrated anti-twist protection
- 1/2" shower outlet

Technical data:

- rosette for wall elbow Ø 55mm
- rosette for shower holder Ø 55mm
- 1/2" wall elbow

Intrinsic protection against back flow.

	Matte Black	27 803 892-33 0010
	Chrome	27 803 892-00
	Chrome	27 803 892-00 0010
	Brushed Platinum	27 803 892-06
	Brushed Platinum	27 803 892-06 0010
	Platinum	27 803 892-08
	Platinum	27 803 892-08 0010
	Dark Chrome	27 803 892-19
	Dark Chrome	27 803 892-19 0010
	Brushed Durabass (23kt Gold)	27 803 892-28 0010
	Brushed Durabass (23kt Gold)	27 803 892-28
	Matte Black	27 803 892-33
	Brushed Dark Brass	27 803 892-39 0010
	Brushed Dark Brass	27 803 892-39
	Brushed Bronze	27 803 892-42
	Brushed Bronze	27 803 892-42 0010
	Brushed Champagne (22kt Gold)	27 803 892-46 0010
	Brushed Champagne (22kt Gold)	27 803 892-46
	Champagne (22kt Gold)	27 803 892-47 0010
	Champagne (22kt Gold)	27 803 892-47
	Brushed Chrome	27 803 892-93
	Brushed Chrome	27 803 892-93 0010
	Brushed Dark Platinum	27 803 892-99
	Brushed Dark Platinum	27 803 892-99 0010

Recommended miscellaneous



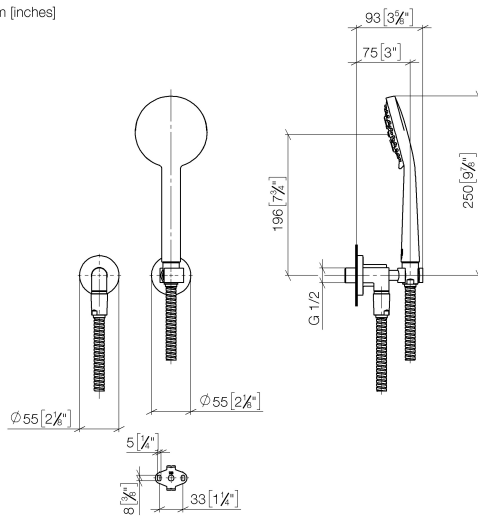
Concealed wall elbow -

35 085 970 90

- max. recess depth 163 mm
- min. recess depth 90 mm

27 803 892 Product version from 6/30/2015 to 7/11/2018

mm [inches]



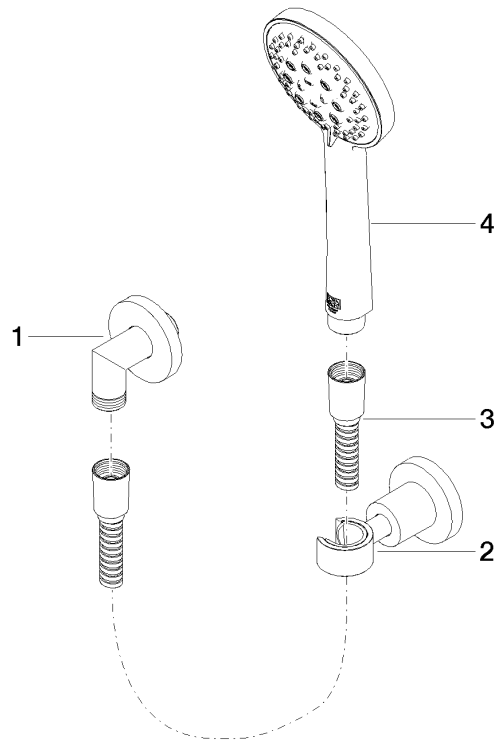
Codes & Standards

ASME A112.18.1	cUPC	DIN 4109	ISO 3822
----------------	------	----------	----------

Ü-Zeichen

Certificates and sustainability

LGA_29	IAPMO_4976
--------	------------



Spare parts list

No.	Item Number	Name	Quantity used	Delivery time
3	28 104 970-33	Metal shower hose 1/2" x 1/2" x 1250 mm - Matte Black	1.00	2
2	28 050 892-33	TARA Wall bracket - Matte Black	1.00	10
4	28 014 979-33 0010	Hand shower - Matte Black	1.00	-
Spare part can no longer be ordered, please order the replacement item				
	28018979-330010	Hand shower FlowReduce - Matte Black		
1	28 450 892-33	connection	1.00	60