



WATER TUBE Kneipp wall elbow with hose holder with individual rosettes -
Platinum


SERIES SPECIFIC

| | | | |
|--|--|---|--|
| 27 821 979 | Product version up to 3/12/2018 | | |
|  | <ul style="list-style-type: none"> • LAMINAR FLOW, max. flow rate 15 l/min (at 3 bar) • with volume control • rosette 60 x 60 mm • holder for Kneipp hose • 1/2" wall elbow • without hose | <div>Platinum</div> <div>27 821 979-08</div> | |
| | | <div>Chrome</div> <div>27 821 979-00</div> | |
| | | <div>Brushed Platinum</div> <div>27 821 979-06</div> | |
| | | <div>Dark Chrome</div> <div>27 821 979-19</div> | |
| | | <div>Brushed Light Gold</div> <div>27 821 979-27</div> | |
| | | <div>Brushed Durabrass (23kt Gold)</div> <div>27 821 979-28</div> | |
| | | <div>Matte Black</div> <div>27 821 979-33</div> | |
| | | <div>Brushed Dark Brass</div> <div>27 821 979-39</div> | |
| | | <div>Brushed Champagne (22kt Gold)</div> <div>27 821 979-46</div> | |
| | | <div>Champagne (22kt Gold)</div> <div>27 821 979-47</div> | |
| | | <div>Brushed Chrome</div> <div>27 821 979-93</div> | |
| | | <div>Brushed Dark Platinum</div> <div>27 821 979-99</div> | |
| Intrinsic protection against back flow. Product change as of 1.4.2023: max. flow 15 l/min | | | |


Recommended miscellaneous

| | | |
|---|-------------------------------|---------------|
|  | Concealed wall elbow - | 35 085 970 90 |
| | •max. recess depth 163 mm | |
| | •min. recess depth 90 mm | |

Required miscellaneous

| | | |
|---|--|---------------|
|  | WATER TUBE Kneipp hose black | 28 286 979-08 |
| | 2000 mm - Platinum | |
| | •with holding ring •hose nozzle with sleeve M33 | |

Required miscellaneous

| | | |
|---|--|---------------|
|  | WATER TUBE Kneipp hose white | 28 285 979-08 |
| | 2000 mm - Platinum | |
| | •with holding ring •hose nozzle with sleeve M33 | |

WATER TUBE Kneipp wall elbow with hose holder with individual rosettes - Platinum

SERIES SPECIFIC

27 821 979 Product version up to 3/12/2018
mm [inches]



Flow rate chart



Codes & Standards

EN 1717



WATER TUBE Kneipp wall elbow with hose holder with individual rosettes - Platinum

SERIES SPECIFIC

27 821 979 Product version up to 3/12/2018

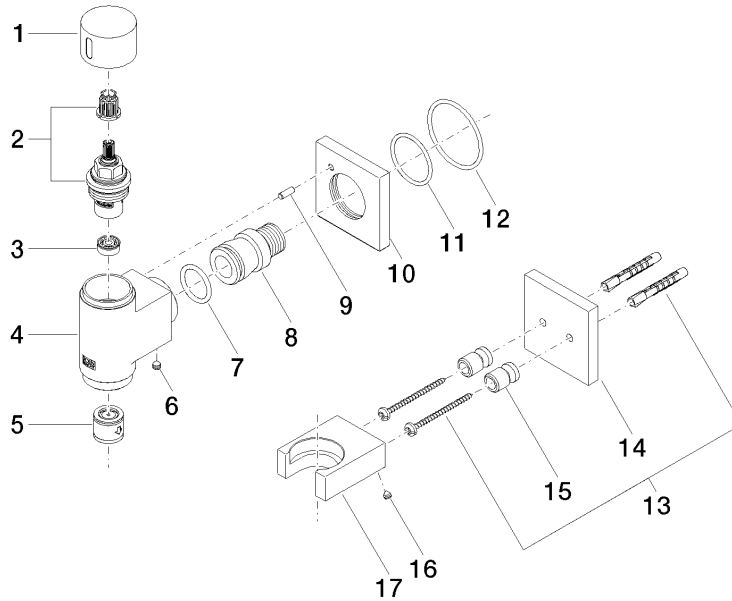
Certificates and sustainability

Belgaqua_22_280_2

WATER TUBE Kneipp wall elbow with hose holder with individual rosettes - Platinum

SERIES SPECIFIC

27 821 979 Product version up to 3/12/2018



Spare parts list

| No. | Item Number | Name | Quantity used | Delivery time |
|-----|-----------------------|---------------------|---------------|---------------|
| | 17 09 17 20 023-08 | holder | 1.00 | 40 |
| | 14 09 27 97 022-08 | rosette | 1.00 | 40 |
| | 15 08 17 20 726 90 | holder | 2.00 | 2 |
| | 2 90 90 03 145 00 90 | top | 1.00 | 2 |
| | 9 09 31 11 040 90 | pin | 1.00 | 2 |
| | 16 09 31 11 148 90 | pin | 2.00 | 2 |
| | 3 90 23 01 146 00 90 | flow reducer | 1.00 | 2 |
| | 6 90 31 11 112 00 90 | pin | 1.00 | 2 |
| | 1 09 20 97 021-08 | handle | 1.00 | 40 |
| | 10 09 27 97 021-08 | rosette | 1.00 | 40 |
| | 4 09 11 03 135-08 | connection | 1.00 | 60 |
| | 13 05 30 31 025 00 90 | fixing set | 1.00 | 2 |
| | 7 09 14 10 081 90 | seal | 1.00 | 2 |
| | 5 90 23 01 045 00 90 | back-flow preventer | 1.00 | 2 |
| | 11 09 14 10 119 90 | seal | 1.00 | 2 |
| | 12 90 14 10 049 00 90 | seal | 1.00 | 2 |
| | 8 09 24 03 151 90 | nipple | 1.00 | 2 |