

MADISON Wall elbow - Platinum

MADISON






28 450 410

Product version up to 7/6/2018



- 1/2" shower outlet
  - rosette Ø 55 mm
  - 1/2" connection
  - WRAS

Intrinsic protection against back flow.

|   |                               |                    |
|---|-------------------------------|--------------------|
|  | Platinum                      | 28 450 410-08      |
|  | Chrome                        | 28 450 410-00      |
|  | Brushed Platinum              | 28 450 410-06      |
|  | Durabrand (23kt Gold)         | 28 450 410-09      |
|  | Brushed Durabrand (23kt Gold) | 28 450 410-28      |
|  | Brushed Dark Brass            | 28 450 410-39 0010 |
|  | Brushed Dark Brass            | 28 450 410-39      |
|  | Brushed Dark Platinum         | 28 450 410-99      |

Recommended miscellaneous

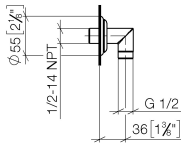


- Concealed wall elbow -

•max. recess depth 163 mm

•min. recess depth 90 mm

35 085 970 90



Flow rate chart



Codes & Standards

|         |                           |                                |
|---------|---------------------------|--------------------------------|
| EN 1717 | Scottish Water<br>Byelaws | UK Water Supply<br>Regulations |
|---------|---------------------------|--------------------------------|



## MADISON Wall elbow - Platinum

MADISON

28 450 410 Product version up to 7/6/2018

Certificates and sustainability

Belgaqua\_21-381-2 WRAS\_240502



Spare parts list

| No. | Item Number        | Name                | Quantity used | Delivery time |
|-----|--------------------|---------------------|---------------|---------------|
| 1   | 09 27 35 003-08    | rosette             | 1.00          | 40            |
| 3   | 09 11 03 121-08    | connection          | 1.00          | 40            |
| 2   | 90 14 10 026 00 90 | seal                | 1.00          | 2             |
| 4   | 90 23 01 141 00 90 | back-flow preventer | 1.00          | 2             |