

Wall elbow - Durabrand (23kt Gold)
















SERIES SPECIFIC

28 450 980 Product version from 3/2/2021



- 3/8" shower outlet
- rosette 60 x 60 mm
- 1/2" connection
- WRAS

Intrinsic protection against back flow.

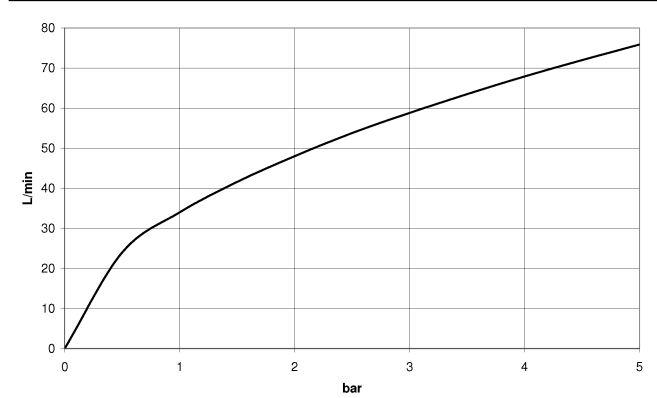
| | | |
|---|-------------------------------|---------------|
|  | Durabrand (23kt Gold) | 28 450 980-09 |
|  | Chrome | 28 450 980-00 |
|  | Brushed Platinum | 28 450 980-06 |
|  | Platinum | 28 450 980-08 |
|  | Dark Chrome | 28 450 980-19 |
|  | Light Gold | 28 450 980-26 |
|  | Brushed Light Gold | 28 450 980-27 |
|  | Brushed Durabrand (23kt Gold) | 28 450 980-28 |
|  | Matte Black | 28 450 980-33 |
|  | Brushed Dark Brass | 28 450 980-39 |
|  | Brushed Bronze | 28 450 980-42 |
|  | Brushed Champagne (22kt Gold) | 28 450 980-46 |
|  | Champagne (22kt Gold) | 28 450 980-47 |
|  | Brushed Chrome | 28 450 980-93 |
|  | Brushed Dark Platinum | 28 450 980-99 |

28 450 980 Product version from 3/2/2021

mm [inches]



Flow rate chart



Codes & Standards

| | | |
|---------|---------------------------|--------------------------------|
| EN 1717 | Scottish Water Byelaws | UK Water Supply Regulations |
|---------|---------------------------|--------------------------------|



Wall elbow - Durabrass (23kt Gold)

SERIES SPECIFIC

28 450 980 Product version from 3/2/2021

Certificates and sustainability

Belgaqua_22_280_2 WRAS_2310

28 450 980 Product version from 3/2/2021

Parts for other
finishes can be found
here: [Chrome](#)



Spare parts list

| No. | Item Number | Name | Quantity used | Delivery time |
|-----|--------------------|---------------------|---------------|---------------|
| 12 | 09 24 03 107 20 90 | nipple | 1.00 | 2 |
| 3 | 09 24 03 116 20 90 | nipple | 1.00 | 2 |
| 5 | 09 14 10 142 90 | seal | 1.00 | 2 |
| 7 | 09 31 11 026 90 | pin | 1.00 | 2 |
| 1 | 09 16 01 014 90 | ring | 1.00 | 2 |
| 9 | 09 11 03 046-09 | connection | 1.00 | 40 |
| 4 | 09 14 10 008 90 | seal | 1.00 | 2 |
| 8 | 09 27 82 006-09 | rosette | 1.00 | 40 |
| 6 | 09 30 30 054 90 | screw | 1.00 | 2 |
| 10 | 09 31 11 005 90 | pin | 1.00 | 2 |
| 11 | 90 14 10 077 00 90 | seal | 1.00 | 2 |
| 2 | 90 23 01 141 00 90 | back-flow preventer | 1.00 | 2 |
| 13 | 90 21 02 069 00-09 | cover | 1.00 | 40 |