



## Body spray without volume control - Brushed Champagne (22kt Gold)

SERIES SPECIFIC

28 528 782 Product version from 6/1/2024



- spray head Ø 55mm
- ball-joint pivotable through 25° (in any direction)
- HORIZONTAL RAIN, max. flow rate 7 l/min (at 3 bar)
- anti-scale system
- rosette 60 x 60 mm
- 1/2" connection
- WRAS

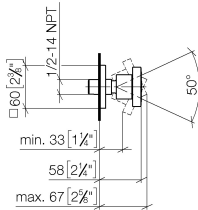
|   |                                |               |
|---|--------------------------------|---------------|
|    | Brushed Champagne (22kt Gold)  | 28 528 782-46 |
|    | Chrome                         | 28 528 782-00 |
|    | Brushed Platinum               | 28 528 782-06 |
|    | Platinum                       | 28 528 782-08 |
|    | Dark Chrome                    | 28 528 782-19 |
|    | Brushed Light Gold             | 28 528 782-27 |
|    | Brushed Durabronze (23kt Gold) | 28 528 782-28 |
|   | Matte Black                    | 28 528 782-33 |
|  | Brushed Dark Brass             | 28 528 782-39 |
|  | Champagne (22kt Gold)          | 28 528 782-47 |
|  | Brushed Chrome                 | 28 528 782-93 |
|  | Brushed Dark Platinum          | 28 528 782-99 |

### Recommended miscellaneous



- Concealed wall elbow -** 35 085 970 90
- max. recess depth 163 mm
  - min. recess depth 90 mm

mm [inches]



Flow rate chart



Codes & Standards

DIN 4109

ISO 3822

Scottish Water  
Byelaws

UK Water Supply  
Regulations

Ü-Zeichen



Body spray without volume control - Brushed Champagne (22kt Gold)

SERIES SPECIFIC

---

28 528 782    Product version from 6/1/2024

Certificates and sustainability

---

LGA\_38

WRAS\_240602



## Spare parts list

| No. | Item Number           | Name                  | Quantity used | Delivery time |
|-----|-----------------------|-----------------------|---------------|---------------|
|     | 3 09 31 11 048 90     | pin                   | 1.00          | 2             |
|     | 8 09 21 40 016-46     | connection            | 1.00          | 30            |
|     | 6 09 16 01 014 90     | ring                  | 1.00          | 2             |
|     | 10 90 12 05 027 00-46 | casing ( completely ) | 1.00          | 30            |
|     | 7 90 23 01 147 00 90  | back-flow preventer   | 1.00          | 2             |
|     | 1 09 14 10 098 90     | seal                  | 1.00          | 2             |
|     | 5 09 14 15 010 90     | ring                  | 1.00          | 2             |
|     | 4 09 23 30 026-46     | nut                   | 1.00          | 30            |
|     | 2 09 27 98 003-46     | rosette               | 1.00          | 30            |
|     | 9 09 14 10 015 90     | seal                  | 1.00          | 2             |