






- rain shower Ø 220 mm
- Rain shower material: metal
- PURE RAIN, max. flow rate 14 l/min (at 3 bar)
- Function from: l/min
- quick clearing
- with anti-scale system

**Technical data:**

- 450mm projection
- rosette Ø 60 mm
- 1/2" connection

**Notes:**

- This product can help a building meet the requirements of Green Building Rating Systems, e.g. LEED®, BREEAM®, DGNB

|                                                                                   |                |               |
|-----------------------------------------------------------------------------------|----------------|---------------|
|  | Brushed Chrome | 28 645 626-93 |
|  | Chrome         | 28 645 626-00 |
|  | Matte Black    | 28 645 626-33 |

# Rain shower with wall fixing

EDITION PRO

28 645 626 Product version from 4/1/2025

mm [inches]



## Flow rate chart



Parts for other  
finishes can be found  
here: [Chrome](#)



## Spare parts list

| No. | Item Number        | Name         | Quantity used | Delivery time |
|-----|--------------------|--------------|---------------|---------------|
| 1   | 04 30 31 032 00 90 | fixing set   | 1.00          | 2             |
| 3   | 09 14 10 150 90    | seal         | 2.00          | 2             |
| 5   | 90 11 03 070 00-93 | pipe         | 1.00          | 20            |
| 9   | 90 18 40 278 00 90 | insert       | 1.00          | 2             |
| 8   | 09 23 01 136 90    | flow reducer | 1.00          | 2             |
| 7   | 09 16 01 014 90    | ring         | 1.00          | 2             |
| 6   | 90 12 05 094 00-93 | shower       | 1.00          | 20            |
| 10  | 90 30 09 069 00 90 | key          | 1.00          | 2             |
| 4   | 09 27 97 015-93    | rosette      | 1.00          | 20            |
| 2   | 09 17 20 120 90    | holder       | 1.00          | 2             |