















## Rain shower with wall fixing 300 mm - Brushed Durabronze (23kt Gold)

SERIES SPECIFIC

28 679 970 Product version from 3/13/2017



- 450mm projection
- rain shower Ø 300 mm
- PURE RAIN, max. flow rate 14 l/min (at 3 bar)
- Function from: 10 l/min
- rosette Ø 60 mm
- 1/2" connection
- with anti-scale system
- quick clearing
- WRAS

	Brushed Durabronze (23kt Gold)	28 679 970-28
	Chrome	28 679 970-00
	Brushed Platinum	28 679 970-06
	Platinum	28 679 970-08
	Dark Chrome	28 679 970-19
	Light Gold	28 679 970-26
	Brushed Light Gold	28 679 970-27
	Matte Black	28 679 970-33
	Brushed Dark Brass	28 679 970-39
	Brushed Bronze	28 679 970-42
	Brushed Champagne (22kt Gold)	28 679 970-46
	Champagne (22kt Gold)	28 679 970-47
	Brushed Chrome	28 679 970-93
	Brushed Dark Platinum	28 679 970-99

### Recommended miscellaneous



- Concealed wall elbow -** 35 085 970 90
- max. recess depth 163 mm
  - min. recess depth 90 mm

28 679 970 Product version from 3/13/2017

mm [inches]



**Flow rate chart**



**Codes & Standards**

DIN 4109

EN 1112

ISO 3822

Scottish Water  
Byelaws

UK Water Supply  
Regulations

Ü-Zeichen



Rain shower with wall fixing 300 mm - Brushed Durabrand (23kt Gold)

SERIES SPECIFIC

28 679 970 Product version from 3/13/2017

Certificates and sustainability

---

WRAS_2212	DVGW_DW-6517DN0	LGA_29
-----------	-----------------	--------



## Spare parts list

No.	Item Number	Name	Quantity used	Delivery time
	1 04 30 31 032 00 90	fixing set	1.00	2
	4 09 27 97 015-28	rosette	1.00	20
	6 09 23 01 075 90	insert	1.00	2
	7 04 12 05 091 00-28	shower	1.00	20
	2 09 17 20 120 90	holder	1.00	2
	5 90 11 03 070 00-28	pipe	1.00	20
	3 09 14 10 150 90	seal	2.00	2
	8 90 30 09 069 00 90	key	1.00	2