








LISSÉ Concealed single-lever mixer with diverter - Matte Black

LISSÉ


36 120 845 Product version from 2/20/2020




- automatic diverter
- cover plate 150 x 90 mm
- WRAS

	Matte Black	36 120 845-33
	Chrome	36 120 845-00
	Brushed Platinum	36 120 845-06
	Dark Chrome	36 120 845-19
	Brushed Light Gold	36 120 845-27
	Brushed Chrome	36 120 845-93
	Brushed Dark Platinum	36 120 845-99

Required miscellaneous

	Concealed single-lever mixer - •max. recess depth 105 mm •min. recess depth 80 mm	35 020 970 90
---	--	---------------

Required miscellaneous

	Concealed single-lever mixer with backflow preventor - •max. recess depth 105 mm •min. recess depth 80 mm	35 021 970 90
---	--	---------------



Flow rate chart



Codes & Standards

DIN 4109

ISO 3822

Scottish Water
Byelaws

UK Water Supply
Regulations

Ü-Zeichen



LISSE Concealed single-lever mixer with diverter - Matte Black

LISSE

36 120 845 Product version from 2/20/2020

Certificates and sustainability

LGA_19

WRAS_2207



Spare parts list

No.	Item Number	Name	Quantity used	Delivery time
5	09 11 02 260-33	sleeve	1.00	30
6	09 20 84 022-33	handle	1.00	30
1	90 15 05 039 00 90	cartridge	1.00	2
2	09 24 04 448 90	nut	1.00	2
8	90 31 20 087 00-33	plug	1.00	30
10	90 21 34 081 00 90	diverter	1.00	2
9	90 31 09 139 00-33	pull-rod	1.00	30
4	09 11 02 301-33	plate	1.00	30
3	09 14 10 084 90	seal	1.00	2
11	90 30 09 064 00 90	key	1.00	2
7	90 31 11 030 00 90	pin	1.00	2